


NEW ENGLAND HADDOCK FISHERY BIostatISTICS--1956



SPECIAL SCIENTIFIC REPORT-FISHERIES No. 375



UNITED STATES DEPARTMENT OF THE INTERIOR
FISH AND WILDLIFE SERVICE

United States Department of the Interior, Stewart L. Udall, Secretary
Fish and Wildlife Service,
Bureau of Commercial Fisheries, Donald L. McKernan, Director

NEW ENGLAND HADDOCK FISHERY BIOSTATISTICS--1956

by

John R. Clark and Frank A. Dreyer



United States Fish and Wildlife Service
Special Scientific Report--Fisheries No. 375

Washington, D. C.
April 1961

CONTENTS

	Page
Introduction.....	1
Fishing methods.....	3
The catch.....	3
Discarded portion.....	4
Landed portion.....	4
Length composition of catch.....	5
Discarded portion.....	6
Landed portion.....	6
Age composition of catch.....	6
Discarded portion.....	7
Landed portion.....	7
Abundance and effort.....	7
Literature cited.....	7
Appendix: Tables.....	9

APPENDIX: TABLES

1. Haddock discarded at sea, Subarea 5, 1956 haddock year, in hundreds of pounds.....	9
2a. Landings by statistical area-units, 1956 haddock year, Subdivision 5Y, hundreds of pounds, gutted weight.....	10
2b. Landings by statistical area-units, 1956 haddock year, Subdivision 5Z, hundreds of pounds, gutted weight.....	11
3. Length composition of haddock discarded at sea, 5Z East and West, 1956 haddock year, in hundreds of fish.....	12
4. Summary of samples of landed haddock, 1956 haddock year.....	13
5. Length composition of scrod and large haddock landed from 5Z East and West, February 1956, in hundreds of fish.....	14
6. Length composition of scrod and large haddock landed from 5Z East and West, March 1956, in hundreds of fish.....	15
7. Length composition of scrod and large haddock landed from 5Z East and West, April 1956, in hundreds of fish.....	16
8. Length composition of scrod and large haddock landed from 5Z East and West, May 1956, in hundreds of fish.....	17
9. Length composition of scrod and large haddock landed from 5Z East and West, June 1956, in hundreds of fish.....	18
10. Length composition of scrod and large haddock landed from 5Z East and West, July 1956, in hundreds of fish.....	19
11. Length composition of scrod and large haddock landed from 5Z East and West, August 1956, in hundreds of fish.....	20
12. Length composition of scrod and large haddock landed from 5Z East and West, September 1956, in hundreds of fish.....	21
13. Length composition of scrod and large haddock landed from 5Z East and West, October 1956, in hundreds of fish.....	22
14. Length composition of scrod and large haddock landed from 5Z East and West, November 1956, in hundreds of fish.....	23
15. Length composition of scrod and large haddock landed from 5Z East and West, December 1956, in hundreds of fish.....	24
16. Length composition of scrod and large haddock landed from 5Z East and West, January 1957, in hundreds of fish.....	25
17. Length composition of scrod and large haddock landed from 5Z East and West, 1956 haddock year, in hundreds of fish.....	26
18. Length composition of scrod and large haddock landed from 5Y North and South, spring 1956, in hundreds of fish.....	27

APPENDIX: TABLES (Continued)

	Page
19. Length composition of scrod and large haddock landed from 5Y North and South, summer 1956, in hundreds of fish.....	28
20. Length composition of scrod and large haddock landed from 5Y North and South, fall 1956, in hundreds of fish.....	29
21. Length composition of scrod and large haddock landed from 5Y North and South, winter 1956, in hundreds of fish.....	30
22. Length composition of scrod and large haddock landed from 5Y North and South, 1956 haddock year, in hundreds of fish.....	31
23. Age-length composition of haddock discarded at sea in 5Z, 1956 haddock year, in hundreds of fish.....	32
24. Age-length composition of haddock landed from 5Z East, February 1956, in hundreds of fish.....	33
25. Age-length composition of haddock landed from 5Z East, March 1956, in hundreds of fish.....	34
26. Age-length composition of haddock landed from 5Z East, April 1956, in hundreds of fish.....	35
27. Age-length composition of haddock landed from 5Z East, May 1956, in hundreds of fish.....	36
28. Age-length composition of haddock landed from 5Z East, June 1956, in hundreds of fish.....	37
29. Age-length composition of haddock landed from 5Z East, July 1956, in hundreds of fish.....	38
30. Age-length composition of haddock landed from 5Z East, August 1956, in hundreds of fish.....	39
31. Age-length composition of haddock landed from 5Z East, September 1956, in hundreds of fish.....	40
32. Age-length composition of haddock landed from 5Z East, October 1956, in hundreds of fish.....	41
33. Age-length composition of haddock landed from 5Z East, November 1956, in hundreds of fish.....	42
34. Age-length composition of haddock landed from 5Z East, December 1956, in hundreds of fish.....	43
35. Age-length composition of haddock landed from 5Z East, January 1957, in hundreds of fish.....	44
36. Age-length composition of haddock landed from 5Z East, 1956 haddock year, in hundreds of fish.....	45
37. Age-length composition of haddock landed from 5Z West, February 1956, in hundreds of fish.....	46
38. Age-length composition of haddock landed from 5Z West, March 1956, in hundreds of fish.....	47
39. Age-length composition of haddock landed from 5Z West, April 1956, in hundreds of fish.....	48
40. Age-length composition of haddock landed from 5Z West, May 1956, in hundreds of fish.....	49
41. Age-length composition of haddock landed from 5Z West, June 1956, in hundreds of fish.....	50
42. Age-length composition of haddock landed from 5Z West, July 1956, in hundreds of fish.....	51
43. Age-length composition of haddock landed from 5Z West, August 1956, in hundreds of fish.....	52
44. Age-length composition of haddock landed from 5Z West, September 1956, in hundreds of fish.....	53
45. Age-length composition of haddock landed from 5Z West, October 1956, in hundreds of fish.....	54

APPENDIX: TABLES (Continued)

	Page
46. Age-length composition of haddock landed from 5Z West, November 1956, in hundreds of fish	55
47. Age-length composition of haddock landed from 5Z West, December 1956, in hundreds of fish	56
48. Age-length composition of haddock landed from 5Z West, January 1957, in hundreds of fish	57
49. Age-length composition of haddock landed from 5Z West, 1956 haddock year, in hundreds of fish	58
50. Age-length composition of haddock landed from 5Z (East and West combined), February 1956, in hundreds of fish	59
51. Age-length composition of haddock landed from 5Z (East and West combined), March 1956, in hundreds of fish	60
52. Age-length composition of haddock landed from 5Z (East and West combined), April 1956, in hundreds of fish	61
53. Age-length composition of haddock landed from 5Z (East and West combined), May 1956, in hundreds of fish	62
54. Age-length composition of haddock landed from 5Z (East and West combined), June 1956, in hundreds of fish	63
55. Age-length composition of haddock landed from 5Z (East and West combined), July 1956, in hundreds of fish	64
56. Age-length composition of haddock landed from 5Z (East and West combined), August 1956, in hundreds of fish	65
57. Age-length composition of haddock landed from 5Z (East and West combined), September 1956, in hundreds of fish	66
58. Age-length composition of haddock landed from 5Z (East and West combined), October 1956, in hundreds of fish	67
59. Age-length composition of haddock landed from 5Z (East and West combined), November 1956, in hundreds of fish	68
60. Age-length composition of haddock landed from 5Z (East and West combined), December 1956, in hundreds of fish	69
61. Age-length composition of haddock landed from 5Z (East and West combined), January 1957, in hundreds of fish	70
62. Age-length composition of haddock landed from 5Z (East and West combined), 1956 haddock year, in hundreds of fish	71
63. Age-length composition of haddock landed from 5Y North, spring 1956, in hundreds of fish	72
64. Age-length composition of haddock landed from 5Y North, summer 1956, in hundreds of fish	73
65. Age-length composition of haddock landed from 5Y North, fall 1956, in hundreds of fish	74
66. Age-length composition of haddock landed from 5Y North, winter 1956, in hundreds of fish	75
67. Age-length composition of haddock landed from 5Y North, 1956 haddock year, in hundreds of fish	76
68. Age-length composition of haddock landed from 5Y South, spring 1956, in hundreds of fish	77
69. Age-length composition of haddock landed from 5Y South, summer 1956, in hundreds of fish	78
70. Age-length composition of haddock landed from 5Y South, fall 1956, in hundreds of fish	79
71. Age-length composition of haddock landed from 5Y South, winter 1956, in hundreds of fish	80
72. Age-length composition of haddock landed from 5Y South, 1956 haddock year, in hundreds of fish	81

APPENDIX: TABLES (Continued)

	Page
73. Age-length composition of haddock landed from 5Y (North and South combined), spring 1956, in hundreds of fish	82
74. Age-length composition of haddock landed from 5Y (North and South combined), summer 1956, in hundreds of fish.....	83
75. Age-length composition of haddock landed from 5Y (North and South combined), fall 1956, in hundreds of fish	84
76. Age-length composition of haddock landed from 5Y (North and South combined), winter 1956, in hundreds of fish	85
77. Age-length composition of haddock landed from 5Y (North and South combined), 1956 haddock year, in hundreds of fish	86
78. Haddock abundance (catch-per-day, 100's of pounds), fishing effort (standard trawler days fished) and catch (100's of pounds landed) for 5Z, 1956 haddock year (see text for explanation).....	87

NEW ENGLAND HADDOCK FISHERY BIostatISTICS--1956

by

John R. Clark, Fishery Research Biologist¹
and
Frank A. Dreyer, Statistical Assistant
U. S. Fish and Wildlife Service
Woods Hole, Massachusetts

ABSTRACT

A statistical review of the haddock fishery of New England banks (Subarea 5 of the International Commission for the Northwest Atlantic Fisheries) is presented for the 1956 haddock year. Estimates of total fishery removals are given for scrod and large haddock, both landed and discarded at sea, by month and area of capture. The estimated age and length compositions of the total haddock discard for 1956 are given. Age and length compositions are estimated by month for haddock landed from Georges Bank (ICNAF Subdivision 5Z) and by season for haddock landed from the Gulf of Maine (Subdivision 5Y). Fishing effort and abundance estimates are given for Georges Bank by month.

INTRODUCTION

The haddock (*Melanogrammus aeglefinus*) is a gadoid fish that inhabits the Continental and Island Shelves of the North Atlantic Ocean. Although a close ecological associate of the cod, haddock are found in abundance neither so far south nor so far north. Along the North American coast the species is fished commercially from Cape Cod to the Grand Bank and in the Gulf of St. Lawrence.

This study is restricted to the fishing grounds of the Gulf of Maine, the Great South Channel, Georges Bank, and the Southern New England shelf. These grounds make up Subarea 5 (Subdivision 5Y and 5Z) as defined by the International Commission for the Northwest Atlantic Fisheries (ICNAF) sta-

tistical system (fig. 1). At present, only the United States fishes haddock extensively on these grounds; Canada takes only small quantities from 5Y.

Extensive studies of the New England haddock fishery and of the biology and habits of the species have been carried out since 1931. The biostatistical data resulting from these studies have been utilized in many publications and in forming the basis for international regulation of the haddock fishery through control of mesh size (Graham, 1952). The world-wide interest in the effect of the regulation and in many other aspects of the research program has led to an increasing demand for publication of the basic biostatistical data for New England haddock. To answer this demand, a regular series of biostatistical reports is planned.

The responsibility for studies of the Canadian and U. S. haddock fisheries throughout the Northwest Atlantic are

¹Presently employed at Marine Game Fish Research Center, Atlantic Marine Laboratory, U. S. Fish and Wildlife Service, Highlands, New Jersey.

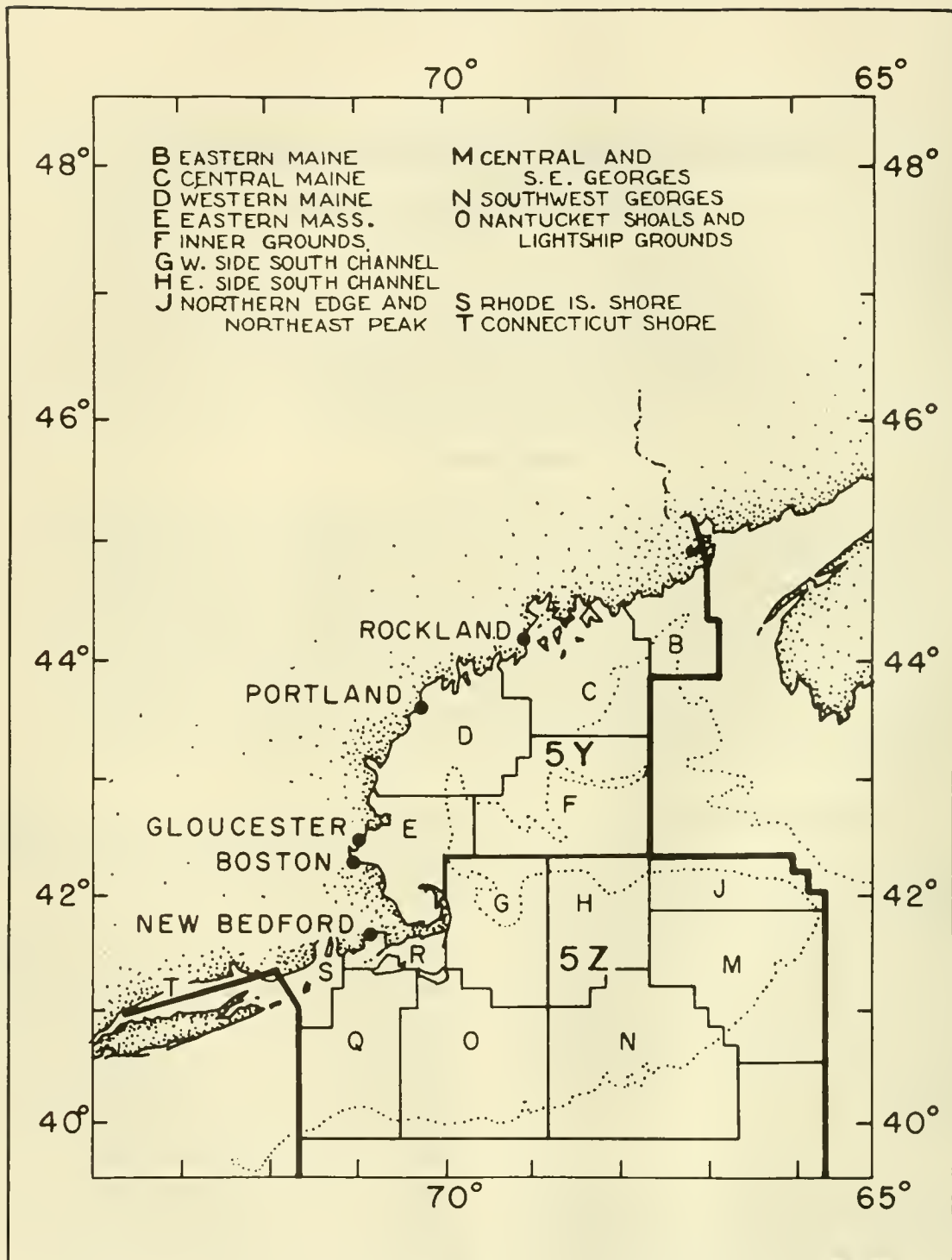


Figure 1.--Statistical Subdivisions of New England fishing grounds as defined by the International Commission for the Northwest Atlantic Fisheries.

FISHING METHODS

shared by the two countries through a cooperative program sponsored by ICNAF. At present, the principal responsibility for the biostatistical program for ICNAF Subdivisions 4X, 5Y, and 5Z is carried by the Bureau of Commercial Fisheries, Biological Laboratory at Woods Hole. Responsibility for Subdivisions 4R to 4W is carried by the St. Andrews Biological Station and for all of Subarea 3 by the St. John's Biological Station, both of the Fisheries Research Board of Canada. Haddock data and material collected by the agencies outside their respective areas of responsibility are exchanged at intervals.

The present report gives, in as much detail as practicable, a summary of the total removals of haddock from Subdivisions 5Y and 5Z during the 1956 haddock year. A basic account of the methods used in deriving the estimates is given by Schuck (1951).

The data are arranged by "haddock year" to conform most nearly to the seasonal physiological cycle of the fish. The haddock year differs from a calendar year by one month; i. e., it commences February 1 and ends January 31 of the following year. The seasonal arrangement of the haddock year devised by Schuck is used herein and is shown below:

Spring	February, March, April
Summer	May, June, July
Fall	August, September, October
Winter	November, December, January

To permit maximum usefulness of the data, Subdivision 5Y has been divided into northern and southern sections, and 5Z into eastern and western sections.

Most haddock caught are landed and sold for human consumption and these shall be of primary concern. However, two other categories of removals from the stock shall be considered: haddock too small to be marketed which are discarded at sea, and haddock taken in the industrial fishery.

Otter trawls accounted for over 98 percent of the U. S. landings from 5Y and 5Z in 1956, the remainder being taken by handlines, longlines, and gill nets. Approximately 86 trawlers were engaged in the U. S. haddock fishery during 1956. About 35 of these were large otter trawlers (gross tonnage of 151 to 360 tons) which can easily range some 600 miles from port. The remainder were mostly medium trawlers (gross tonnage of 51 to 150 tons) which usually range no more than 300 miles from port. The few smaller trawlers engaged in haddock fishing usually range no farther than 75 miles from port. U. S. line trawlers, handliners, and gill netters mostly make 1-day trips. They do not venture far from their home ports and, consequently, fish only in the western parts of Subdivisions 5Y and 5Z.

THE CATCH

Haddock catches are nearly always separated (culled) into market categories of large and scrod. Large haddock weigh more than 2-1/2 pounds (gutted) and scrod haddock weigh from 1-1/2 to 2-1/2 pounds. Undersized haddock, those smaller than 1-1/2 pounds, are presumably discarded at sea because they are not of marketable size. This definition of market categories provides only an approximate standard and, in practice culling procedures vary considerably, particularly in response to changes in the relative price or abundance of large and scrod.

When undersized haddock (as small as 3/4 pound) are landed, they are marketed as scrod and thus included in landings statistics with scrod. The occurrence of undersized haddock in the landings has been negligible since the advent of the ICNAF mesh regulation in 1953.

The catch is culled by the fishermen before landing at the ports of Boston and Gloucester. Dealers typically cull the landings at other U. S. ports. Haddock are nearly always gutted by the

fishermen at sea before landing. Small scrod haddock are occasionally landed "in the round" when unusually abundant.

Information on source of landings (area of capture) and fishing effort expended is obtained primarily from interviews with the captains or mates of the vessels. Landing and selling procedures are well-enough organized in Boston, where 80 percent of U. S. landings are received, to permit agents to obtain interviews of all trawler trips. The proportion of trips landed in other New England ports that are interviewed varies depending upon many circumstances of the landing procedure and the time of year, but averages about 70 to 75 percent. Landings from non-interviewed trips are assigned to area of capture on the basis of records from interviewed trips and incidental information obtained by the agents. Descriptions of interviewing procedure at New England ports are given by Rounsefell (1948 and 1957) and the haddock fishing grounds are outlined by Schuck (1952).

Discarded Portion

In some fisheries the portion discarded at sea by fishermen amounts to a substantial proportion of the total catch. Herrington (1936) estimated that 63 million small fish were discarded annually on Georges Bank alone during the early 1930's. The discard has been much less of recent years, particularly since the advent of mesh regulation; slightly over 400,000 small haddock were discarded on Georges Bank in 1956. Although the portion of the total catch consisting of discards is small at present, we have recorded it in order to make this study inclusive of all sources of removals.

The amounts discarded at sea are determined from fishermen's estimates obtained during interviews as described by Premetz (1954). Only Boston trawlers fish extensively on New England grounds in areas where small haddock are abundant. Small amounts of discard have been reported occasionally at New Bedford, but very rarely at other ports.

The total reported amount of discard for Subarea 5 is given in table 1 by month and subarea. No discard was reported for Subdivision 5Y in 1956. Most of the discard was accounted for by six vessels that were licensed to continue fishing with trawls having the small prerogulation size meshes to serve as a control fleet in determining the benefit of the ICNAF mesh regulation (Clark, 1955).

Landed Portion

Quantities of haddock landed are obtained by statistical agents from dealer's records. The statistics collecting systems employed are adequate to guarantee a nearly complete summation of commercial landings of haddock for human consumption.

Total landings of haddock are listed in tables 2a and 2b by month, market size category, and statistical area-units (see Rounsefell, 1948, for basis of establishing these area-units as shown in fig. 2). The landings are summarized by East and West sections for 5Z and North and South sections for 5Y in conformance with known differences in stock composition and fishing fleet composition.

Quantities landed are expressed in gutted weight to conform with usual reporting procedures. Infrequent landings of haddock "in the round" are converted to gutted weight by the factor 0.855. We have included only those haddock landed for direct human consumption. Haddock landed for human consumption are nearly always separated from other species and recorded and sold as haddock. Consequently, the total quantities of haddock landed for human consumption can usually be determined without risk of error caused by mixture with other species. However, one market situation exists that has not permitted identification of haddock. This involves a fishery for mixed groundfish at Gloucester, Mass., wherein fish are iced and boxed at sea and unloaded at irregular hours directly into trucks for shipment to New York. Species composition cannot be

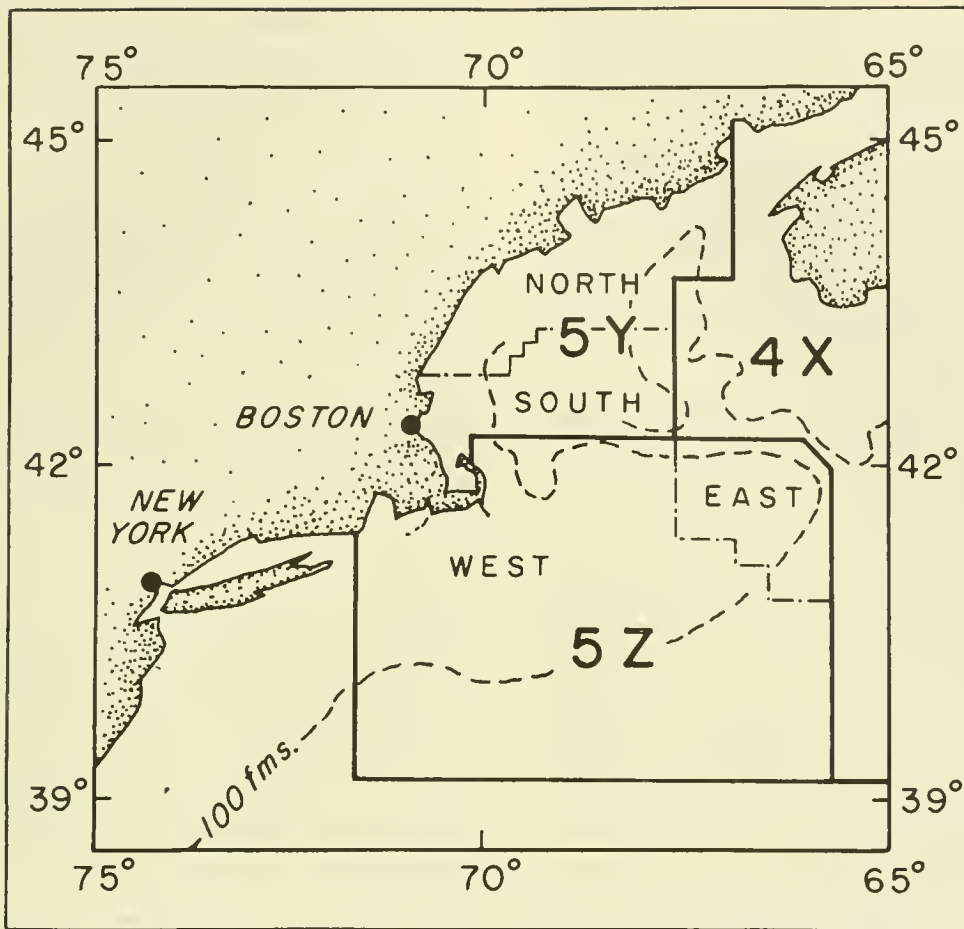


Figure 2.--Statistical area-units of ICNAF Subarea 5 as defined by Rounsefell, 1948.

determined and such landings have appeared in statistical records only as "mixed" fish.

Since species taken in the industrial (trash) fishery are not recorded separately in normal commercial practice, we must rely on estimates from samplings of the landings. From available sampling data (Edwards, 1958), we can derive an estimated 400,000 pounds of haddock in industrial landings for Gloucester and 13,000 pounds for New Bedford for the 1956 haddock year. No sampling data are available for the Cape Cod, Mass., and Maine industrial fisheries in which some haddock are taken. The total estimate of 413,000 pounds landed is thus a minimal figure.

The 1956 industrial fishery landings of haddock can be divided into areas of capture approximately as follows:

<u>Statistical area-units</u>	<u>Landings (pounds)</u>
E	280,000
G	120,000
R	13,000

LENGTH COMPOSITION OF CATCH

Length composition is determined by sampling procedures based upon sample lots consisting of 50 scrod or 100 large haddock selected at random from the landings. The lengths given herein represent the distance from tip of snout to the end of the median ray of the caudal fin (fork length). The measurements are recorded to the "centimeter below"; e.g., all fish from 39.0 to 39.9 are assigned to the 39 cm. interval. To obtain the true midpoint of the cm. interval, a correction of +0.5 cm. must be added.

The standard procedure for estimating the length composition of haddock landings from each statistical area-unit is as follows:

- (1) Weight of sample is determined from the average weights of fish of each length for the period involved (month, season, etc.). Length-weight tables for various ICNAF subdivisions are given by Clark and Dietsch (1959).
- (2) Weight of the landings is divided by the weight of the sample to obtain a factor representing the proportion of the landings which was sampled.
- (3) Number of fish of each length in the sample is then multiplied by the factor obtained to estimate the total length composition for the landings.

The market categories of large and scrod are handled separately in the above procedure.

Discarded Portion

Samples were obtained at sea throughout 1956 aboard Boston large otter trawlers for the purpose of estimating the composition of the haddock discard. In all, 16 sampling trips were made during which 21,500 haddock were measured. The length estimates for total discard for 1956 in 5Z East and West are summarized in table 3.

Landed Portion

Length data for landed haddock were obtained by agents stationed at all major New England ports: Boston, Gloucester, New Bedford, Mass., and Rockland and Portland, Maine. The primary job of these agents was to interview trawler captains and sample catches of species taken in the otter trawl fishery. The composition of the trawler fleets and their fishing practices and areas of operation varied greatly from port to port, but the sampling coverage was sufficient to provide an adequate representation of the landings from each of our four

areas--Subdivisions 5Y North and South and 5Z East and West. A summary of samples of landed haddock is given in table 4.

Length compositions for 5Z are given in tables 5 to 17 for East and West sections by months and in summary for the haddock year. The data are given by month to serve the purposes of evaluation of the ICNAF mesh regulation. The figures given in these and the following tables on length and age composition of the landings are estimated total numbers of haddock of each length removed for human consumption by the entire fishery in the 1956 haddock year.

Length compositions for 5Y are given in tables 18 to 22 for North and South sections by seasons and in summary for the haddock year. The 5Y data are summarized by seasons to conserve space because a detailed monthly breakdown is not required as it is for subarea 5Z which supports a fishery that is much larger and has been under intensive study since 1931 and under regulation since 1953.

Too few samples were obtained from the industrial fishery to permit deriving length compositions of these landings.

AGE COMPOSITION OF CATCH

Haddock ages listed herein have been estimated from examination of scales taken from an area below the lateral line behind the second anal fin. The technique adopted is the usual one used in reading scales--the narrow bands of circuli which are formed during each winter are counted to estimate the age of the fish. In conformance with past studies, February 1 is used as the standard birth date for all haddock. All fish older than 8 years are combined into the single category 9+. The methods used have been shown to provide reliable estimates of age for haddock at least through age 5. There is some evidence that the estimates for older fish, particularly those 8 years and older, may be less reliable but these older fish form a negligible part of the

removals. Detailed discussions of age reading techniques for haddock and problems of reliability are given by Arnold (1951), Clark (1958), Jensen and Clark (1958), and Kohler and Clark (1958).

Sample lots consist of the scales from 20 large or 15 scrod taken using a stratified random sample design.

The general method for determining age composition of the various units of removals is as follows:

- (1) The readings from scrod and large haddock, for each statistical area are summarized separately by length and age, and the percentage age distribution of each length is calculated.
- (2) The number of fish of each length for the statistical area is broken down into numbers of each age for that length on the basis of the percentage representation of ages at each length in the sample.
- (3) Haddock and scrod compositions are then added directly together to obtain the total age-length composition for the landings from each statistical area.

This procedure is modified for 5Z where we have determined a combined age proportion for each season and used it to break down the length frequency for each month of that season.

Discarded Portion

Age compositions of discarded haddock have been estimated from scales obtained during the 16 sampling trips aboard commercial trawlers. Scales from 255 discard haddock were collected in 1956. Age compositions of the discard for 5Z East and West are given in table 23. The figures represent total reported discard of haddock from Subarea 5, since none were reported from 5Y.

Landed Portion

Age compositions for Subdivision 5Z for each month of the 1956 haddock year are given in tables 24 to 62, separately

for East and West sections and in summary for both sections.

Age compositions for 5Y for each season of the 1956 haddock year are given in tables 63 to 77, separately for North and South sections and in summary for both sections. The data are presented by 3-cm. groups for economy of space since, as previously mentioned, the 5Y material does not require such detailed presentation as that for 5Z.

The estimates given represent the total removals landed by the fishery for human consumption.

ABUNDANCE AND EFFORT

We have since 1931 routinely prepared estimates of haddock abundance and fishing effort for Subdivision 5Z. The methods for deriving these estimates are set forth in detail by Rounsefell (1957). Briefly, the procedure consists of deriving the catch per day's fishing for a standardized group of large otter trawlers. Total landings are then divided by the standard catch per day to estimate total effort in terms of standard trawler days fished. This procedure is not applicable to the 5Y fishery since the haddock fishery there is of an entirely different nature being largely secondary to fisheries for other species and conducted by smaller and medium trawlers.

The estimates for 5Z are given in table 78 by month for East and West sections and in summary for the whole subdivision. It will be noticed that the sums of the individual "days fished" entries for months do not agree with seasonal totals. This is because these are calculated effort figures and have been done separately for each month and season.

LITERATURE CITED

- ARNOLD, EDGAR L., JR.
1951. An impression method for preparing fish scales for age and growth analysis. U. S. Fish and Wildlife Service, Progressive Fish-Culturist, vol. 13, no. 1, p. 11-16.

- CLARK, JOHN R.
1955. Effect of mesh regulation in subarea 5. International Commission for Northwest Atlantic Fisheries, Annual Proceedings, 5: 63-64.
1958. Consistency of scale reading. International Commission for Northwest Atlantic Fisheries, Special Publication 1, p. 191-192.
- CLARK, JOHN R., AND ELI L. DIETSCH.
1959. Length-weight tables for northwest Atlantic haddock. International Commission for Northwest Atlantic Fisheries. Sampling Yearbook No. 2, p. 25-37.
- EDWARDS, ROBERT L.
1958. Species composition of industrial trawl landings in New England, 1957. U. S. Fish and Wildlife Service, Special Scientific Report--Fisheries No. 266, 23 p.
- GRAHAM, HERBERT W.
1952. Mesh regulation to increase the yield of the Georges Bank haddock fishery. International Commission for Northwest Atlantic Fisheries, Second Annual Report, 1951-52, p. 23-33.
- HERRINGTON, W. C.
1936. Decline in haddock abundance on Georges Bank and a practical remedy. U. S. Bureau of Fisheries, Fishery Circular No. 23, 22 p.
- JENSEN, ALBERT C., AND JOHN R. CLARK.
1958. Time of formation of scale annuli. International Commission for Northwest Atlantic Fisheries, Special Publication 1, p. 193-197.
- KOHLER, A. C., AND J. R. CLARK.
1958. Haddock scale-otolith comparisons. Journal of the Fisheries Research Board of Canada, vol. 15, no. 6, p. 1239-1246.
- PREMETZ, ERNEST D.
1954. Destruction of undersized haddock on Georges Bank, 1952. U. S. Fish and Wildlife Service, Special Scientific Report--Fisheries No. 129, 34 p.
- ROUNSEFELL, GEORGE A.
1948. Development of fishery statistics in the North Atlantic. U. S. Fish and Wildlife Service, Special Scientific Report--Fisheries No. 47, 18 p.
1957. A method of estimating abundance of groundfish on Georges Bank. U. S. Fish and Wildlife Service, Fishery Bulletin, vol. 57, no. 113, p. 265-278.
- SCHUCK, HOWARD A.
1951. Studies of Georges Bank haddock. Part 1: Landings by pounds, numbers, and sizes of fish. U. S. Fish and Wildlife Service, Fishery Bulletin, vol. 52, no. 66, p. 151-176.
1952. Offshore grounds important to the United States haddock fishery. U. S. Fish and Wildlife Service, Research Report No. 32, 20 p.

MS #1030

Table 1. --Haddock discarded at sea, Subarea 5, 1956 Haddock Year, in hundreds of pounds

Month	Subdivision ^{1/}		Total
	5Z, East	5Z, West	
February	214	--	214
March	60	--	60
April	14	--	14
May	155	340	495
June	134	310	444
July	374	125	499
August	610	3	613
September	288	80	368
October	285	40	325
November	189	100	289
December	277	79	356
January	130	9	139
Total	2,730	1,086	3,816

^{1/} No discard was reported for Subdivision 5Y.

Table 2a.--Landings by statistical area-units, 1956 Haddock Year,
Subdivision 5Y, hundreds of pounds, gutted weight

Area-unit and market size category	Spring			Total	Summer			Total
	Feb.	Mar.	April		May	June	July	
Eastern Maine (B)								
Scrod	--	8	10	18	340	999	646	1,985
Large	7	1	10	18	234	891	486	1,611
Total	7	9	20	36	574	1,890	1,132	3,596
Central Maine (C)								
Scrod	117	728	64	909	90	219	93	402
Large	78	1,740	26	1,844	102	212	146	460
Total	195	2,468	90	2,753	192	431	239	862
Western Maine (D)								
Scrod	4,169	5,715	8,212	18,096	1,774	285	573	2,632
Large	6,977	6,764	9,223	22,964	3,139	638	981	4,758
Total	11,146	12,479	17,435	41,060	4,913	923	1,554	7,390
Eastern Mass. (E)								
Scrod	664	6,635	1,486	8,785	576	245	688	1,509
Large	2,102	8,514	1,938	12,554	725	1,376	1,228	3,329
Total	2,766	15,149	3,424	21,339	1,301	1,621	1,916	4,838
Inner Grounds (F)								
Scrod	931	1,083	951	2,965	99	610	628	1,337
Large	1,233	976	772	2,981	100	1,600	1,836	3,536
Total	2,164	2,059	1,723	5,946	199	2,210	2,464	4,873
Summaries:								
5Y, No.-No. Gulf of Me. (B, C, D)								
Scrod	4,286	6,451	8,286	19,023	2,204	1,503	1,312	5,019
Large	7,062	8,505	9,259	24,826	3,475	1,741	1,613	6,829
Total	11,348	14,956	17,545	43,849	5,679	3,244	2,925	11,848
5Y, So.-So. Gulf of Me. (E, F)								
Scrod	1,595	7,718	2,437	11,750	675	855	1,316	2,846
Large	3,335	9,490	2,710	15,535	825	2,976	3,064	6,865
Total	4,930	17,208	5,147	27,285	1,500	3,831	4,380	9,711

Table 2a. -- Landings by statistical area-units, 1956 Haddock Year,
Subdivision 5Y, hundreds of pounds, gutted weight (continued)

Area-unit and market size category	Aug.	Fall Sept.	Oct.	Total	Nov.	Winter Dec.	Jan.	Total	All seasons
Eastern Maine (B)									
Scrod	95	283	39	417	--	--	4	4	2,424
Large	287	219	61	567	--	--	1	1	2,197
Total	382	502	100	984	--	--	5	5	4,621
Central Maine (C)									
Scrod	48	181	396	625	30	64	108	202	2,138
Large	107	245	576	928	68	208	567	843	4,075
Total	155	426	972	1,553	98	272	675	1,045	6,213
Western Maine (D)									
Scrod	652	71	155	878	271	267	722	1,260	22,866
Large	1,195	473	501	2,169	526	755	1,087	2,368	32,259
Total	1,847	544	656	3,047	797	1,022	1,809	3,628	55,125
Eastern Mass. (E)									
Scrod	491	592	2,627	3,710	1,156	1,520	811	3,487	17,491
Large	778	896	1,523	3,197	454	363	252	1,069	20,149
Total	1,269	1,488	4,150	6,907	1,610	1,883	1,063	4,556	37,640
Inner Grounds (F)									
Scrod	1,479	862	2,472	4,813	348	343	319	1,010	10,125
Large	5,185	1,512	4,263	10,960	1,214	486	796	2,496	19,973
Total	6,664	2,374	6,735	15,773	1,562	829	1,115	3,506	30,098
Summaries:									
5Y, No. -No. Gulf of Me. (B, C, D)									
Scrod	795	535	590	1,920	301	331	834	1,466	27,428
Large	1,589	937	1,138	3,664	594	963	1,655	3,212	38,531
Total	2,384	1,472	1,728	5,584	895	1,294	2,489	4,678	65,959
5Y, So. -So. Gulf of Me. (E, F)									
Scrod	1,970	1,454	5,099	8,523	1,504	1,863	1,130	4,497	27,616
Large	5,963	2,408	5,786	14,157	1,668	849	1,048	3,565	40,122
Total	7,933	3,862	10,885	22,680	3,172	2,712	2,178	8,062	67,738

Table 2b. -- Landings by statistical area-units, 1956 Haddock Year, Subdivision
5Z, hundreds of pounds, gutted weight

Area-unit and market size category	Spring			Total	Summer			Total
	Feb.	Mar.	April		May	June	July	
Northern Edge (J)								
Scrod	6,941	4,482	2,663	14,086	5,771	14,910	22,759	43,440
Large	12,226	6,874	2,967	22,067	4,952	9,630	11,042	25,624
Total	19,167	11,356	5,630	36,153	10,723	24,540	33,801	69,064
Southeast Part (M)								
Scrod	15,742	16,944	1,119	33,805	12,259	2,932	5,915	21,106
Large	23,733	22,521	1,028	47,282	8,778	1,273	2,576	12,627
Total	39,475	39,465	2,147	81,087	21,037	4,205	8,491	33,733
West Channel (G)								
Scrod	5,485	9,265	2,953	17,703	4,800	7,586	6,823	19,209
Large	8,458	10,419	3,927	22,804	6,854	9,743	13,308	29,905
Total	13,943	19,684	6,880	40,507	11,654	17,329	20,131	49,114
East Channel (H)								
Scrod	3,395	1,442	7,478	12,315	16,628	20,927	4,586	42,141
Large	5,842	1,042	6,399	13,283	23,554	32,741	10,152	66,447
Total	9,237	2,484	13,877	25,598	40,182	53,668	14,738	108,588
Southwest Part (N)								
Scrod	383	702	1,769	2,854	6,445	3,018	1,364	10,827
Large	579	499	1,420	2,498	6,651	3,621	777	11,049
Total	962	1,201	3,189	5,352	13,096	6,639	2,141	21,876
Nantucket (O)								
Scrod	375	153	101	629	1,638	2,188	1,258	5,084
Large	151	77	80	308	990	1,613	684	3,287
Total	526	230	181	937	2,628	3,801	1,942	8,371
Southern N. E. (Q, R, S, T)								
Scrod	46	178	38	262	50	73	45	168
Large	35	74	460	569	317	347	71	735
Total	81	252	498	831	367	420	116	903
Summaries:								
5Z, E.-E. Georges (J, M)								
Scrod	22,683	21,426	3,782	47,891	18,030	17,842	28,674	64,546
Large	35,959	29,395	3,995	69,349	13,730	10,903	13,618	38,251
Total	58,642	50,821	7,777	117,240	31,760	28,745	42,292	102,797
5Z, W.-W. Georges (G, H, N, O, Q, R, S, T)								
Scrod	9,684	11,740	12,339	33,763	29,561	33,792	14,076	77,429
Large	15,065	12,111	12,286	39,462	38,366	48,065	24,992	111,423
Total	24,749	23,851	24,625	73,225	67,927	81,857	39,068	188,852
All Areas (Tables 2a, 2b)								
Scrod	38,248	47,335	26,844	112,427	50,470	53,992	45,378	149,840
Large	61,421	59,501	28,250	149,172	56,396	63,685	43,287	163,368
Total	99,669	106,836	55,094	261,599	106,866	117,677	88,665	313,208

Table 2b. --Landings by statistical area-units, 1956 Haddock Year, Subdivision
5Z, hundreds of pounds, gutted weight (continued)

Area-unit and market size category	Fall				Winter			All	
	Aug.	Sept.	Oct.	Total	Nov.	Dec.	Jan.	Total	seasons
Northern Edge (J)									
Scrod	28,795	15,147	27,627	71,569	9,185	3,016	3,129	15,330	144,425
Large	12,468	5,800	7,814	26,082	4,256	2,839	5,385	12,480	86,253
Total	41,263	20,947	35,441	97,651	13,441	5,855	8,514	27,810	230,678
Southeast Part (M)									
Scrod	3,588	986	555	5,129	2,587	6,275	2,251	11,113	71,153
Large	855	650	83	1,588	1,107	2,767	1,536	5,410	66,907
Total	4,443	1,636	638	6,717	3,694	9,042	3,787	16,523	138,060
West Channel (G)									
Scrod	24,090	49,398	16,646	90,134	10,621	8,755	6,731	26,107	153,153
Large	15,288	13,786	10,378	39,452	9,592	8,599	7,937	26,128	118,289
Total	39,378	63,184	27,024	129,586	20,213	17,354	14,668	52,235	271,442
East Channel (H)									
Scrod	5,272	12,748	8,576	26,596	6,502	9,682	5,650	21,834	102,886
Large	6,082	5,713	8,060	19,855	16,105	20,938	13,092	50,135	149,720
Total	11,354	18,461	16,636	46,451	22,607	30,620	18,742	71,969	252,606
Southwest Part (N)									
Scrod	491	--	588	1,079	526	425	708	1,659	16,419
Large	357	--	69	426	231	492	1,149	1,872	15,845
Total	848	--	657	1,505	757	917	1,857	3,531	32,264
Nantucket (O)									
Scrod	1,158	1,710	1,469	4,337	1,328	412	32	1,772	11,822
Large	182	218	235	635	466	216	12	694	4,924
Total	1,340	1,928	1,704	4,972	1,794	628	44	2,466	16,746
Southern N. E. (Q, R, S, T)									
Scrod	56	28	207	291	136	230	--	366	1,087
Large	441	39	163	643	123	94	--	217	2,164
Total	497	67	370	934	259	324	--	583	3,251
Summaries:									
5Z, E.-E. Georges (J, M)									
Scrod	32,383	16,133	28,182	76,698	11,772	9,291	5,380	26,443	215,578
Large	13,323	6,450	7,897	27,670	5,363	5,606	6,921	17,890	153,160
Total	45,706	22,583	36,079	104,368	17,135	14,897	12,301	44,333	368,738
5Z, W.-W. Georges (G, H, N, O, Q, R, S, T)									
Scrod	31,067	63,884	27,486	122,437	19,113	19,504	13,121	51,738	285,367
Large	22,350	19,756	18,905	61,011	26,517	30,339	22,190	79,046	290,942
Total	53,417	83,640	46,391	183,448	45,630	49,843	35,311	130,784	576,309
All Areas (Tables 2a, 2b)									
Scrod	66,215	82,006	61,357	209,578	32,690	30,989	20,465	84,144	555,989
Large	43,225	29,551	33,726	106,502	34,142	37,757	31,814	103,713	522,755
Total	109,440	111,557	95,083	316,080	66,832	68,746	52,279	187,857	1,078,744

Table 3. --Length composition of haddock discarded at sea, 5Z East and West, 1956 Haddock Year, in hundreds of fish

Length (cm)	5Z East	5Z West	5Z Total
16	1		1
17	1		1
18	1		1
19	-		-
20	1		1
21	2		2
22	2	2	4
23	3	2	5
24	7	5	12
25	10	11	21
26	21	18	39
27	33	42	75
28	63	79	142
29	88	96	184
30	151	116	267
31	181	118	299
32	237	120	357
33	282	89	371
34	308	75	383
35	316	76	392
36	309	71	380
37	305	61	366
38	237	77	314
39	165	95	260
40	119	47	166
41	59	21	80
42	27	15	42
43	14	4	18
44	6	3	9
45	4	1	5
46	4	-	4
47	3	2	5
48	-		-
49	1		1
Total	2,961	1,246	4,207

Table 4. --Summary of samples of landed haddock, 1956 Haddock Year

Season	5Y North		5Y South		5Z East		5Z West	
	Lengths	Scales	Lengths	Scales	Lengths	Scales	Lengths	Scales
Spring	3,187	676	582	319	1,816	310	2,205	300
Summer	2,510	594	552	122	3,346	352	7,307	859
Fall	4,692	625	767	364	2,880	430	5,964	454
Winter	1,122	138	764	155	1,721	140	6,179	841
Total	11,511	2,033	2,665	960	9,763	1,232	21,655	2,454

Table 5.--Length composition of scrod and large haddock landed from 5Z East and West, February 1956, in hundreds of fish

Length (cm.)	5Z East			5Z West			5Z Total		
	Scrod	Large	Total	Scrod	Large	Total	Scrod	Large	Total
33				16		16	16		16
4				--		--	--		--
5	23		23	16		16	39		39
6	23		23	31		31	54		54
7	115		115	109		109	224		224
8	161		161	141		141	302		302
9	139	13	152	233		233	372	13	385
40	208	--	208	188		188	396	--	396
1	392	--	392	141		141	533	--	533
2	576	--	576	235		235	811	--	811
3	530	--	530	235		235	765	--	765
4	739	--	739	327		327	1,066	--	1,066
5	900	12	912	375		375	1,275	12	1,287
6	992	23	1,015	517	16	533	1,509	39	1,548
7	992	13	1,005	500	62	562	1,492	75	1,567
8	1,085	51	1,136	422	156	578	1,507	207	1,714
9	946	190	1,136	391	140	531	1,337	330	1,667
50	876	241	1,117	375	187	562	1,251	428	1,679
1	577	571	1,148	250	367	617	827	938	1,765
2	646	698	1,344	78	312	390	724	1,010	1,734
3	208	608	816	62	289	351	270	897	1,167
4	92	672	764	62	289	351	154	961	1,115
5	92	584	676		210	210	92	794	886
6	23	748	771		257	257	23	1,005	1,028
7		481	481		140	140		621	621
8		646	646		234	234		880	880
9		545	545		179	179		724	724
60		418	418		172	172		590	590
1		317	317		125	125		442	442
2		304	304		125	125		429	429
3		304	304		78	78		382	382
4		291	291		156	156		447	447
5		190	190		78	78		268	268
6		228	228		101	101		329	329
7		139	139		39	39		178	178
8		101	101		86	86		187	187
9		38	38		70	70		108	108
70		177	177		23	23		200	200
1		127	127		8	8		135	135
2		51	51		23	23		74	74
3		38	38		16	16		54	54
4		76	76		8	8		84	84
Total	10,335	8,895	19,230	4,704	3,946	8,650	15,039	12,841	27,880

Table 6.--Length composition of scrod and large haddock landed from 5Z East and West, March 1956, in hundreds of fish

Length (cm.)	5Z East			5Z West			5Z Total		
	Scrod	Large	Total	Scrod	Large	Total	Scrod	Large	Total
37				55		55	55		55
8				28		28	28		28
9				166		166	166		166
40	116		116	84		84	200		200
1	174		174	139		139	313		313
2	116		116	139		139	255		255
3	463		463	55		55	518		518
4	636		636	83		83	719		719
5	926		926	194		194	1,120		1,120
6	984		984	333		333	1,317		1,317
7	1,157	104	1,261	305	11	316	1,462	115	1,577
8	1,099	104	1,203	333	11	344	1,432	115	1,547
9	1,041	228	1,269	443	33	476	1,484	261	1,745
50	868	290	1,158	333	--	333	1,201	290	1,491
1	463	560	1,023	332	45	377	795	605	1,400
2	405	436	841	194	123	317	599	559	1,158
3	405	581	986	166	223	389	571	804	1,375
4	231	705	936	166	157	323	397	862	1,259
5	58	622	680	249	179	428	307	801	1,108
6	116	747	863	193	256	449	309	1,003	1,312
7		498	498	222	155	377	222	653	875
8		415	415	194	255	449	194	670	864
9		519	519	85	255	340	85	774	859
60		249	249	28	178	206	28	427	455
1		455	455		158	158		613	613
2		250	250		134	134		384	384
3		311	311		167	167		478	478
4		145	145		78	78		223	223
5		187	187		134	134		321	321
6		83	83		67	67		150	150
7		83	83		78	78		161	161
8		41	41		45	45		86	86
9		21	21		11	11		32	32
70		41	41		45	45		86	86
1		62	62		22	22		84	84
2		--	--		--	--		--	--
3		--	--		--	--		--	--
4		--	--		11	11		11	11
5		--	--		--	--		--	--
6		--	--		11	11		11	11
7		--	--		11	11		11	11
8		41	41					41	41
Total	9,258	7,778	17,036	4,519	2,853	7,372	13,777	10,631	24,408

Table 7.--Length composition of scrod and large haddock landed from 5Z East and West, April 1956, in hundreds of fish

Length (cm.)	5Z East			5Z West			5Z Total		
	Scrod	Large	Total	Scrod	Large	Total	Scrod	Large	Total
36				20		20	20		20
7				20		20	20		20
8				41		41	41		41
9	74		74	61		61	135		135
40	49		49	346		346	395		395
1	49		49	407		407	456		456
2	173		173	346		346	519		519
3	149		149	366		366	515		515
4	198		198	163		163	361		361
5	148		148	183		183	331		331
6	74		74	488		488	562		562
7	246		246	244	9	253	490	9	499
8	124		124	569	23	592	693	23	716
9	124	79	203	529	50	579	653	129	782
50	245	20	265	529	92	621	774	112	886
1	74	79	153	366	142	508	440	221	661
2	49	--	49	285	239	524	334	239	573
3	--	99	99	102	294	396	102	393	495
4	74	119	193	163	326	489	237	445	682
5		78	78	102	295	397	102	373	475
6		59	59	122	294	416	122	353	475
7		79	79	41	183	224	41	262	303
8		177	177	61	152	213	61	329	390
9		99	99	20	169	189	20	268	288
60		20	20	20	88	108	20	108	128
1		79	79	20	92	112	20	171	191
2		40	40	20	133	153	20	173	193
3		--	--		87	87		87	87
4		40	40		106	106		146	146
5		--	--		87	87		87	87
6		--	--		78	78		78	78
7		20	20		41	41		61	61
8		--	--		55	55		55	55
9		--	--		46	46		46	46
70		--	--		32	32		32	32
1		--	--		29	29		29	29
2		--	--		55	55		55	55
3		--	--		14	14		14	14
4		20	20		1	1		21	21
5					5	5		5	5
6					9	9		9	9
Total	1,850	1,107	2,957	5,634	3,226	8,860	7,484	4,333	11,817

Table 8.--Length composition of scrod and large haddock landed from 5Z East and West, May 1956, in hundreds of fish

Length (cm.)	5Z East			5Z West			5Z Total		
	Scrod	Large	Total	Scrod	Large	Total	Scrod	Large	Total
33				21		21	21		21
4				21		21	21		21
5				149		149	149		149
6	113		113	256		256	369		369
7	57		57	383		383	440		440
8	142		142	682		682	824		824
9	397		397	852		852	1,249		1,249
40	454		454	1,001		1,001	1,455		1,455
1	539		539	1,299	6	1,305	1,838	6	1,844
2	709		709	980	11	991	1,689	11	1,700
3	680		680	1,108	6	1,114	1,788	6	1,794
4	680		680	1,001	6	1,007	1,681	6	1,687
5	1,048	21	1,069	639	17	656	1,687	38	1,725
6	793	21	814	980	6	986	1,773	27	1,800
7	821	21	842	1,172	46	1,218	1,993	67	2,060
8	737	81	818	1,172	80	1,252	1,909	161	2,070
9	878	83	961	1,193	205	1,398	2,071	288	2,359
50	737	188	925	1,150	279	1,429	1,887	467	2,354
1	312	301	613	1,001	570	1,571	1,313	871	2,184
2	340	311	651	490	855	1,345	830	1,166	1,996
3	142	394	536	320	741	1,061	462	1,135	1,597
4		437	437	106	912	1,018	106	1,349	1,455
5		415	415	64	895	959	64	1,310	1,374
6		301	301	43	775	818	43	1,076	1,119
7		394	394		730	730		1,124	1,124
8		197	197		673	673		870	870
9		208	208		644	644		852	852
60		124	124		388	388		512	512
1		114	114		359	359		473	473
2		156	156		308	308		464	464
3		114	114		296	296		410	410
4		52	52		285	285		337	337
5		106	106		251	251		357	357
6		21	21		205	205		226	226
7		21	21		217	217		238	238
8		31	31		171	171		202	202
9		10	10		108	108		118	118
70		10	10		125	125		135	135
1					91	91		91	91
2					80	80		80	80
3					23	23		23	23
4					17	17		17	17
5					23	23		23	23
6					11	11		11	11
7					17	17		17	17
8					--	--		--	--
9					11	11		11	11
80					--	--		--	--
1					--	--		--	--
2					6	6		6	6
3					--	--		--	--
4					6	6		6	6
Total	9,579	4,132	13,711	16,083	10,455	26,538	25,662	14,587	40,249

Table 9.--Length composition of scrod and large haddock landed from 5Z East and West, June 1956, in hundreds of fish

Length (cm.)	5Z East			5Z West			5Z Total		
	Scrod	Large	Total	Scrod	Large	Total	Scrod	Large	Total
35	44		44	60		60	104		104
6	22		22	199		199	221		221
7	311		311	318		318	629		629
8	222		222	458		458	680		680
9	467		467	876		876	1,343		1,343
40	956		956	1,055		1,055	2,011		2,011
1	1,002		1,002	1,333		1,333	2,335		2,335
2	600		600	1,334		1,334	1,934		1,934
3	578		578	1,453		1,453	2,031		2,031
4	1,046		1,046	1,591		1,591	2,637		2,637
5	578		578	1,294	33	1,327	1,872	33	1,905
6	868	27	895	1,413	33	1,446	2,281	60	2,341
7	778	27	805	1,433	33	1,466	2,211	60	2,271
8	823	93	916	1,174	142	1,316	1,997	235	2,232
9	778	173	951	1,414	175	1,589	2,192	348	2,540
50	400	253	653	1,532	510	2,042	1,932	763	2,695
1	511	479	990	975	794	1,769	1,486	1,273	2,759
2	200	559	759	577	894	1,471	777	1,453	2,230
3	67	624	691	358	1,338	1,696	425	1,962	2,387
4	67	491	558	80	1,162	1,242	147	1,653	1,800
5	44	439	483	60	1,346	1,406	104	1,785	1,889
6	--	173	173	--	1,145	1,145	--	1,318	1,318
7	22	187	209	--	902	902	22	1,089	1,111
8		106	106	20	677	697	20	783	803
9		80	80		685	685		765	765
60		40	40		535	535		575	575
1		27	27		460	460		487	487
2		67	67		443	443		510	510
3		--	--		468	468		468	468
4		--	--		309	309		309	309
5		--	--		267	267		267	267
6		--	--		276	276		276	276
7		27	27		284	284		311	311
8					301	301		301	301
9					192	192		192	192
70					142	142		142	142
1					42	42		42	42
2					109	109		109	109
3					8	8		8	8
4					--	--		--	--
5					17	17		17	17
6					17	17		17	17
7					8	8		8	8
8					8	8		8	8
9					8	8		8	8
80					8	8		8	8
1					8	8		8	8
Total	10,384	3,872	14,256	19,007	13,779	32,786	29,391	17,651	47,042

Table 10. --Length composition of scrod and large haddock landed from 5Z East and West, July 1956, in hundreds of fish .

Length (cm.)	5Z East			5Z West			5Z Total		
	Scrod	Large	Total	Scrod	Large	Total	Scrod	Large	Total
32	16		16				16		16
3	16		16	21		21	37		37
4	78		78	11		11	89		89
5	157		157	11		11	168		168
6	314		314	21		21	335		335
7	471		471	106		106	577		577
8	769		769	191		191	960		960
9	911		911	340		340	1,251		1,251
40	1,053		1,053	424		424	1,477		1,477
1	1,241		1,241	498		498	1,739		1,739
2	1,083		1,083	340		340	1,423		1,423
3	1,334	6	1,340	393		393	1,727	6	1,733
4	1,367	--	1,367	360	5	365	1,727	5	1,732
5	1,398	17	1,415	328	9	337	1,726	26	1,752
6	1,664	34	1,698	243	37	280	1,907	71	1,978
7	1,397	34	1,431	371	46	417	1,768	80	1,848
8	1,225	141	1,366	413	55	468	1,638	196	1,834
9	1,020	248	1,268	563	123	686	1,583	371	1,954
50	628	389	1,017	456	206	662	1,084	595	1,679
1	345	495	840	426	247	673	771	742	1,513
2	63	534	597	479	389	868	542	923	1,465
3	31	511	542	278	458	736	309	969	1,278
4	47	349	396	223	536	759	270	885	1,155
5	16	355	371	149	508	657	165	863	1,028
6		417	417	106	535	641	106	952	1,058
7		203	203	85	508	593	85	711	796
8		191	191	21	499	520	21	690	711
9		79	79	11	366	377	11	445	456
60		91	91	--	352	352	--	443	443
1		72	72	11	307	318	11	379	390
2		84	84	11	275	286	11	359	370
3		34	34		174	174		208	208
4		34	34		179	179		213	213
5		17	17		174	174		191	191
6		6	6		137	137		143	143
7		51	51		128	128		179	179
8		22	22		115	115		137	137
9		6	6		101	101		107	107
70		17	17		69	69		86	86
1		6	6		55	55		61	61
2		11	11		46	46		57	57
3		6	6		32	32		38	38
4					5	5		5	5
5					4	4		4	4
6					9	9		9	9
7					9	9		9	9
8					4	4		4	4
9					--	--		--	--
80					4	4		4	4
Total	16,644	4,460	21,104	6,890	6,706	13,596	23,534	11,166	34,700

Table 11. --Length composition of scrod and large haddock landed from 5Z East and West, August 1956, in hundreds of fish

Length (cm.)	5Z East			5Z West			5Z Total		
	Scrod	Large	Total	Scrod	Large	Total	Scrod	Large	Total
33	29		29				29		29
4	58		58				58		58
5	88		88				88		88
6	204		204	22		22	226		226
7	467		467	180		180	647		647
8	672		672	270		270	942		942
9	1,372		1,372	653	10	663	2,025	10	2,035
40	1,518		1,518	766	15	781	2,284	15	2,299
1	1,753		1,753	1,059	18	1,077	2,812	18	2,830
2	1,606		1,606	946	40	986	2,552	40	2,592
3	1,928		1,928	1,464	74	1,538	3,392	74	3,466
4	1,402		1,402	1,690	64	1,754	3,092	64	3,156
5	1,285	4	1,289	1,644	60	1,704	2,929	64	2,993
6	1,578	18	1,596	1,126	98	1,224	2,704	116	2,820
7	1,139	36	1,175	946	128	1,074	2,085	164	2,249
8	1,256	151	1,407	1,464	283	1,747	2,720	434	3,154
9	1,110	258	1,368	946	218	1,164	2,056	476	2,532
50	409	329	738	811	302	1,113	1,220	631	1,851
1	321	431	752	698	408	1,106	1,019	839	1,858
2	234	495	729	518	529	1,047	752	1,024	1,776
3	--	570	570	293	558	851	293	1,128	1,421
4	29	415	444	225	628	853	254	1,043	1,297
5	29	463	492	68	599	667	97	1,062	1,159
6		271	271	--	431	431	--	702	702
7		182	182	--	461	461	--	643	643
8		200	200	--	273	273	--	473	473
9		173	173	22	344	366	22	517	539
60		58	58		268	268		326	326
1		71	71		154	154		225	225
2		58	58		124	124		182	182
3		36	36		130	130		166	166
4		27	27		115	115		142	142
5		9	9		69	69		78	78
6		4	4		89	89		93	93
7		13	13		94	94		107	107
8		4	4		51	51		55	55
9		--	--		51	51		51	51
70		9	9		5	5		14	14
1		4	4		5	5		9	9
2		--	--		10	10		10	10
3		--	--		5	5		5	5
4		4	4		5	5		9	9
5					--	--		--	--
6					5	5		5	5
7					--	--		--	--
8					5	5		5	5
Total	18,487	4,293	22,780	15,811	6,726	22,537	34,298	11,019	45,317

Table 12.--Length composition of scrod and large haddock landed from 5Z East and West, September 1956, in hundreds of fish

Length (cm .)	5Z East			5Z West			5Z Total		
	Scrod	Large	Total	Scrod	Large	Total	Scrod	Large	Total
34				51		51	51		51
5	31		31	--		--	31		31
6	63		63	204	12	216	267	12	279
7	157		157	204	--	204	361	--	361
8	376		376	867	--	867	1,243	--	1,243
9	595		595	1,428	--	1,428	2,023	--	2,023
40	720		720	2,804	--	2,804	3,524	--	3,524
1	814		814	2,856	23	2,879	3,670	23	3,693
2	1,127		1,127	3,568	12	3,580	4,695	12	4,707
3	1,064	6	1,070	4,436	35	4,471	5,500	41	5,541
4	783	6	789	4,538	12	4,550	5,321	18	5,339
5	564	--	564	3,569	--	3,569	4,133	--	4,133
6	407	11	418	3,467	23	3,490	3,874	34	3,908
7	626	17	643	2,958	103	3,061	3,584	120	3,704
8	532	28	560	2,142	104	2,246	2,674	132	2,806
9	282	50	332	765	173	938	1,047	223	1,270
50	250	83	333	561	347	908	811	430	1,241
1	344	206	550	255	265	520	599	471	1,070
2	94	128	222	102	392	494	196	520	716
3	--	188	188	51	451	502	51	639	690
4	31	161	192	102	451	553	133	612	745
5	--	161	161	51	438	489	51	599	650
6	31	117	148		415	415	31	532	563
7		128	128		231	231		359	359
8		78	78		288	288		366	366
9		78	78		219	219		297	297
60		33	33		254	254		287	287
1		28	28		288	288		316	316
2		78	78		150	150		228	228
3		28	28		138	138		166	166
4		44	44		81	81		125	125
5		33	33		104	104		137	137
6		33	33		92	92		125	125
7		22	22		69	69		91	91
8		--	--		46	46		46	46
9		6	6		46	46		52	52
70		11	11		81	81		92	92
1		17	17		12	12		29	29
2		6	6		--	--		6	6
3		6	6		11	11		17	17
4		--	--		--	--		--	--
5		--	--		--	--		--	--
6		6	6		--	--		6	6
7					12	12		12	12
8					--	--		--	--
9					12	12		12	12
Total	8,891	1,797	10,688	34,979	5,390	40,369	43,870	7,187	51,057

Table 13.--Length composition of scrod and large haddock landed from 5Z East and West, October 1956, in hundreds of fish

Length (cm .)	5Z East			5Z West			5Z Total		
	Scrod	Large	Total	Scrod	Large	Total	Scrod	Large	Total
34	28		28				28		28
5	138		138	64		64	202		202
6	248		248	129		129	377		377
7	386		386	97		97	483		483
8	552		552	322		322	874		874
9	1,103		1,103	579	3	582	1,682	3	1,685
40	1,462		1,462	870	--	870	2,332	--	2,332
1	1,849	6	1,855	1,401	--	1,401	3,250	6	3,256
2	1,545	--	1,545	1,417	3	1,420	2,962	3	2,965
3	1,765	6	1,771	1,546	--	1,546	3,311	6	3,317
4	1,626	--	1,626	1,723	--	1,723	3,349	--	3,349
5	1,324	13	1,337	1,514	14	1,528	2,838	27	2,865
6	1,296	32	1,328	1,079	16	1,095	2,375	48	2,423
7	1,021	45	1,066	1,031	67	1,098	2,052	112	2,164
8	690	76	766	709	70	779	1,399	146	1,545
9	386	153	539	580	163	743	966	316	1,282
50	331	204	535	451	255	706	782	459	1,241
1	138	299	437	451	285	736	589	584	1,173
2	110	312	422	145	415	560	255	727	982
3	56	197	253	129	387	516	185	584	769
4	28	312	340	129	381	510	157	693	850
5		280	280	16	472	488	16	752	768
6		140	140	97	328	425	97	468	565
7		146	146		377	377		523	523
8		83	83		307	307		390	390
9		57	57		285	285		342	342
60		32	32		206	206		238	238
1		45	45		176	176		221	221
2		13	13		128	128		141	141
3		6	6		144	144		150	150
4		13	13		90	90		103	103
5		--	--		95	95		95	95
6		--	--		84	84		84	84
7		13	13		54	54		67	67
8		6	6		49	49		55	55
9		6	6		49	49		55	55
70					16	16		16	16
1					36	36		36	36
2					41	41		41	41
3					11	11		11	11
4					11	11		11	11
5					3	3		3	3
6					3	3		3	3
7					--	--		--	--
8					--	--		--	--
9					--	--		--	--
80					3	3		3	3
Total	16,082	2,495	18,577	14,479	5,027	19,506	30,561	7,522	38,083

Table 14.--Length composition of scrod and large haddock landed from 5Z East and West, November 1956, in hundreds of fish

Length (cm .)	5Z East			5Z West			5Z Total		
	Scrod	Large	Total	Scrod	Large	Total	Scrod	Large	Total
33	26		26				26		26
4	--		--				--		--
5	26		26				26		26
6	52		52	83		83	135		135
7	183		183	83		83	266		266
8	235		235	217		217	452		452
9	287		287	333		333	620		620
40	496		496	517	4	521	1,013	4	1,017
1	756		756	700	--	700	1,456	--	1,456
2	678		678	983	--	983	1,661	--	1,661
3	835		835	833	--	833	1,668	--	1,668
4	836		836	1,133	--	1,133	1,969	--	1,969
5	548	19	567	1,084	4	1,088	1,632	23	1,655
6	443	19	462	1,118	5	1,123	1,561	24	1,585
7	339	19	358	750	12	762	1,089	31	1,120
8	339	19	358	767	41	808	1,106	60	1,166
9	156	78	234	317	78	395	473	156	629
50	183	155	338	333	257	590	516	412	928
1	52	271	323	283	308	591	335	579	914
2	78	214	292	133	332	465	211	546	757
3	26	136	162	50	435	485	76	571	647
4	26	136	162	50	473	523	76	609	685
5		78	78	--	523	523	--	601	601
6		58	58	83	506	589	83	564	647
7		58	58		552	552		610	610
8		39	39		448	448		487	487
9		78	78		369	369		447	447
60		39	39		340	340		379	379
1		58	58		319	319		377	377
2		39	39		199	199		238	238
3		--	--		207	207		207	207
4		--	--		174	174		174	174
5		--	--		149	149		149	149
6		19	19		141	141		160	160
7		--	--		75	75		75	75
8		--	--		116	116		116	116
9		--	--		58	58		58	58
70		19	19		58	58		77	77
1		--	--		46	46		46	46
2		--	--		37	37		37	37
3		--	--		62	62		62	62
4		--	--		25	25		25	25
5		--	--		17	17		17	17
6		--	--		12	12		12	12
7		--	--		8	8		8	8
8		--	--		12	12		12	12
9		--	--		4	4		4	4
80		--	--					--	--
1		--	--					--	--
2		19	19					19	19
Total	6,600	1,570	8,170	9,850	6,406	16,256	16,450	7,976	24,426

Table 15.--Length composition of scrod and large haddock landed from 5Z East and West, December 1956, in hundreds of fish

Length (cm .)	5Z East			5Z West			5Z Total		
	Scrod	Large	Total	Scrod	Large	Total	Scrod	Large	Total
35	21		21	24		24	45		45
6	136		136	24		24	160		160
7	126		126	108		108	234		234
8	356		356	84		84	440		440
9	576		576	276		276	852		852
40	723		723	324		324	1,047		1,047
1	922		922	767		767	1,689		1,689
2	650		650	839		839	1,489		1,489
3	660	36	696	1,055	7	1,062	1,715	43	1,758
4	335	--	335	1,007	15	1,022	1,342	15	1,357
5	429	36	465	1,198	8	1,206	1,627	44	1,671
6	262	--	262	1,055	15	1,070	1,317	15	1,332
7	293	73	366	719	48	767	1,012	121	1,133
8	105	73	178	636	61	697	741	134	875
9	42	36	78	456	156	612	498	192	690
50	52	73	125	408	276	684	460	349	809
1	10	183	193	324	385	709	334	568	902
2	21	147	168	252	522	774	273	669	942
3		110	110	84	504	588	84	614	698
4		36	36	60	659	719	60	695	755
5		110	110	12	675	687	12	785	797
6		36	36	24	640	664	24	676	700
7		36	36	12	586	598	12	622	634
8		--	--	12	516	528	12	516	528
9		182	182		498	498		680	680
60		73	73		334	334		407	407
1		110	110		246	246		356	356
2		110	110		271	271		381	381
3		73	73		254	254		327	327
4		36	36		175	175		211	211
5					152	152		152	152
6					102	102		102	102
7					105	105		105	105
8					80	80		80	80
9					80	80		80	80
70					44	44		44	44
1					40	40		40	40
2					29	29		29	29
3					33	33		33	33
4					25	25		25	25
5					11	11		11	11
6					4	4		4	4
7					4	4		4	4
8					4	4		4	4
9					4	4		4	4
80					--	--		--	--
1					--	--		--	--
2					--	--		--	--
3					--	--		--	--
4					--	--		--	--
5					--	--		--	--
6					4	4		4	4
Total	5,719	1,569	7,288	9,760	7,572	17,332	15,479	9,141	24,620

Table 16. --Length composition of scrod and large haddock landed from 5Z East and West, January 1957, in hundreds of fish

Length (cm .)	5Z East			5Z West			5Z Total		
	Scrod	Large	Total	Scrod	Large	Total	Scrod	Large	Total
35	7		7	26		26	33		33
6	20		20	13		13	33		33
7	53		53	37		37	90		90
8	72		72	26		26	98		98
9	131		131	65		65	196		196
40	223		223	218		218	441		441
1	327		327	310		310	637		637
2	217		217	513		513	730		730
3	243		243	603		603	846		846
4	301		301	617		617	918		918
5	289	5	294	666		666	955	5	960
6	269	5	274	616		616	885	5	890
7	223	21	244	654	8	662	877	29	906
8	158	36	194	423	25	448	581	61	642
9	158	94	252	448	33	481	606	127	733
50	105	83	188	282	75	357	387	158	545
1	39	172	211	295	174	469	334	346	680
2	20	166	186	141	291	432	161	457	618
3	20	152	172	90	388	478	110	540	650
4	7	152	159	50	507	557	57	659	716
5		198	198	128	307	435	128	505	633
6		88	88	51	523	574	51	611	662
7		100	100	26	382	408	26	482	508
8		100	100	51	489	540	51	589	640
9		83	83	26	399	425	26	482	508
60		78	78	13	265	278	13	343	356
1		36	36	--	233	233	--	269	269
2		31	31	13	199	212	13	230	243
3		62	62		234	234		296	296
4		42	42		216	216		258	258
5		26	26		108	108		134	134
6		26	26		124	124		150	150
7		21	21		50	50		71	71
8		31	31		109	109		140	140
9		10	10		42	42		52	52
70		10	10		33	33		43	43
1		10	10		43	43		53	53
2		5	5		42	42		47	47
3		5	5		8	8		13	13
4		10	10		26	26		36	36
5		5	5		--	--		5	5
6		5	5		--	--		5	5
7					8	8		8	8
8					9	9		9	9
9					8	8		8	8
80					8	8		8	8
Total	2,882	1,868	4,750	6,301	5,366	11,767	9,283	7,234	16,517

Table 17. --Length composition of scrod and large haddock landed from 5Z East and West, 1956 Haddock Year, in hundreds of fish

Length (cm .)	5Z East			5Z West			5Z Total		
	Scrod	Large	Total	Scrod	Large	Total	Scrod	Large	Total
32	16		16				16		16
3	71		71	58		58	129		129
4	164		164	83		83	247		247
5	535		535	350		350	885		885
6	1,195		1,195	1,002	12	1,014	2,197	12	2,209
7	2,326		2,326	1,700	--	1,700	4,026	--	4,026
8	3,557		3,557	3,327	--	3,327	6,884	--	6,884
9	6,052	13	6,065	5,862	13	5,875	11,914	26	11,940
40	7,978	--	7,978	8,597	19	8,616	16,575	19	16,594
1	9,818	6	9,824	10,910	47	10,957	20,728	53	20,781
2	9,080	--	9,080	11,640	66	11,706	20,720	66	20,786
3	10,229	54	10,283	13,547	122	13,669	23,776	176	23,952
4	9,949	6	9,955	14,233	102	14,335	24,182	108	24,290
5	9,437	127	9,564	12,688	145	12,833	22,125	272	22,397
6	9,630	190	9,820	12,435	249	12,684	22,065	439	22,504
7	9,032	410	9,442	11,083	573	11,656	20,115	983	21,098
8	8,173	853	9,026	10,224	1,051	11,275	18,397	1,904	20,301
9	6,921	1,670	8,591	8,045	1,547	9,592	14,966	3,217	18,183
50	5,084	2,308	7,392	7,221	2,786	10,007	12,305	5,094	17,399
1	3,186	4,047	7,233	5,656	3,990	9,646	8,842	8,037	16,879
2	2,260	4,000	6,260	3,394	5,293	8,687	5,654	9,293	14,947
3	955	4,170	5,125	1,983	6,066	8,049	2,938	10,236	13,174
4	632	3,985	4,617	1,416	6,481	7,897	2,048	10,466	12,514
5	239	3,783	4,022	899	6,447	7,346	1,138	10,230	11,368
6	170	3,155	3,325	719	6,105	6,824	889	9,260	10,149
7	22	2,492	2,514	386	5,207	5,593	408	7,699	8,107
8		2,232	2,232	359	4,811	5,170	359	7,043	7,402
9		2,181	2,181	164	4,412	4,576	164	6,593	6,757
60		1,255	1,255	61	3,380	3,441	61	4,635	4,696
1		1,412	1,412	31	2,917	2,948	31	4,329	4,360
2		1,230	1,230	44	2,489	2,533	44	3,719	3,763
3		968	968		2,377	2,377		3,345	3,345
4		724	724		1,964	1,964		2,688	2,688
5		568	568		1,668	1,668		2,236	2,236
6		420	420		1,496	1,496		1,916	1,916
7		410	410		1,234	1,234		1,644	1,644
8		236	236		1,224	1,224		1,460	1,460
9		97	97		854	854		951	951
70		294	294		673	673		967	967
1		226	226		429	429		655	655
2		73	73		472	472		545	545
3		55	55		223	223		278	278
4		110	110		134	134		244	244
5		5	5		80	80		85	85
6		11	11		81	81		92	92
7		--	--		77	77		77	77
8		41	41		42	42		83	83
9		--	--		47	47		47	47
80		--	--		23	23		23	23
1		--	--		8	8		8	8
2		19	19		6	6		25	25
3					--	--		--	--
4					6	6		6	6
5					--	--		--	--
6					4	4		4	4
Total	116,711	43,836	160,547	148,117	77,452	225,569	264,828	121,288	386,116

Table 18. --Length composition of scrod and large haddock landed from 5Y North and South, Spring 1956, in hundreds of fish

Length (cm.)	5Y North			5Y South			5Y Total		
	Scrod	Large	Total	Scrod	Large	Total	Scrod	Large	Total
31	7		7				7		7
2	--		--				--		--
3	--		--				--		--
4	--		--	42		42	42		42
5	14		14	42		42	56		56
6	7		7	105		105	112		112
7	21		21	296		296	317		317
8	63		63	275		275	338		338
9	140		140	359		359	499		499
40	168		168	211		211	379		379
1	286		286	614		614	900		900
2	370		370	232		232	602		602
3	454	8	462	549		549	1,003	8	1,011
4	678	4	682	422		422	1,100	4	1,104
5	734	8	742	507		507	1,241	8	1,249
6	1,083	27	1,110	465		465	1,548	27	1,575
7	1,138	65	1,203	465		465	1,603	65	1,668
8	1,222	107	1,329	444	16	460	1,666	123	1,789
9	1,104	198	1,302	486	32	518	1,590	230	1,820
50	790	302	1,092	422	129	551	1,212	431	1,643
1	405	469	874	338	322	660	743	791	1,534
2	426	538	964	275	322	597	701	860	1,561
3	147	580	727	42	242	284	189	822	1,011
4	105	504	609	42	322	364	147	826	973
5	56	469	525	21	403	424	77	872	949
6	--	596	596		355	355	--	951	951
7	7	424	431		338	338	7	762	769
8	--	435	435		355	355	--	790	790
9	--	405	405		258	258	--	663	663
60	7	351	358		274	274	7	625	632
1		328	328		145	145		473	473
2		256	256		145	145		401	401
3		244	244		226	226		470	470
4		149	149		80	80		229	229
5		114	114		113	113		227	227
6		88	88		64	64		152	152
7		84	84		64	64		148	148
8		53	53		48	48		101	101
9		65	65		16	16		81	81
70		57	57		32	32		89	89
1		19	19					19	19
2		23	23					23	23
3		15	15					15	15
4		15	15					15	15
5		4	4					4	4
6		--	--					--	--
7		4	4					4	4
8		--	--					--	--
9		--	--					--	--
80		4	4					4	4
Total	9,432	7,012	16,444	6,654	4,301	10,955	16,086	11,313	27,399

Table 19. --Length composition of scrod and large haddock landed from 5Y North and South, Summer 1956, in hundreds of fish

Length (cm.)	5Y North			5Y South			5Y Total		
	Scrod	Large	Total	Scrod	Large	Total	Scrod	Large	Total
35	2		2				2		2
6	4		4				4		4
7	6		6				6		6
8	10		10				10		10
9	21		21	9		9	30		30
40	54		54	9		9	63		63
1	67		67	--		--	67		67
2	106		106	47		47	153		153
3	113		113	65		65	178		178
4	177		177	159		159	336		336
5	205		205	197		197	402		402
6	270		270	103		103	373		373
7	245		245	187	4	191	432	4	436
8	221	8	229	122	--	122	343	8	351
9	232	12	244	84	13	97	316	25	341
50	180	32	212	131	17	148	311	49	360
1	173	72	245	140	38	178	313	110	423
2	117	85	202	37	76	113	154	161	315
3	79	116	195	47	88	135	126	204	330
4	42	123	165	19	88	107	61	211	272
5	42	118	160	19	147	166	61	265	326
6	31	146	177	--	130	130	31	276	307
7	21	105	126	--	122	122	21	227	248
8	6	123	129	--	182	182	6	305	311
9	4	102	106	--	63	63	4	165	169
60	17	111	128	9	59	68	26	170	196
1		93	93	9	97	106	9	190	199
2		82	82		92	92		174	174
3		72	72		67	67		139	139
4		62	62		105	105		167	167
5		61	61		63	63		124	124
6		39	39		55	55		94	94
7		30	30		63	63		93	93
8		32	32		33	33		65	65
9		26	26		21	21		47	47
70		19	19		29	29		48	48
1		17	17		13	13		30	30
2		16	16		8	8		24	24
3		8	8		17	17		25	25
4		12	12		4	4		16	16
5		8	8					8	8
6		1	1					1	1
7		1	1					1	1
8		1	1					1	1
Total	2,445	1,733	4,178	1,393	1,694	3,087	3,838	3,427	7,265

Table 20.--Length composition of scrod and large haddock landed from 5Y North and South, Fall 1956, in hundreds of fish

Length (cm.)	5Y North			5Y South			5Y Total		
	Scrod	Large	Total	Scrod	Large	Total	Scrod	Large	Total
35	1		1				1		1
6	4		4	16		16	20		20
7	11		11	--		--	11		11
8	19		19	--		--	19		19
9	28		28	16		16	44		44
40	31		31	47		47	78		78
1	48		48	62		62	110		110
2	38		38	109		109	147		147
3	36		36	172		172	208		208
4	40	1	41	265		265	305	1	306
5	38	1	39	436		436	474	1	475
6	49	2	51	343		343	392	2	394
7	63	5	68	561	7	568	624	12	636
8	59	13	72	530	20	550	589	33	622
9	73	15	88	405	46	451	478	61	539
50	69	22	91	421	79	500	490	101	591
1	67	41	108	249	66	315	316	107	423
2	56	50	106	156	158	314	212	208	420
3	52	53	105	78	178	256	130	231	361
4	29	56	85	31	191	222	60	247	307
5	22	57	79		297	297	22	354	376
6	10	63	73		337	337	10	400	410
7	6	58	64		231	231	6	289	295
8	6	48	54		218	218	6	266	272
9	3	51	54		310	310	3	361	364
60	1	55	56		211	211	1	266	267
1	1	42	43		119	119	1	161	162
2		45	45		158	158		203	203
3		39	39		165	165		204	204
4		28	28		125	125		153	153
5		30	30		132	132		162	162
6		21	21		92	92		113	113
7		20	20		106	106		126	126
8		18	18		20	20		38	38
9		14	14		40	40		54	54
70		9	9		26	26		35	35
1		5	5		13	13		18	18
2		6	6		26	26		32	32
3		5	5		20	20		25	25
4		4	4		7	7		11	11
5		4	4		--	--		4	4
6		3	3		7	7		10	10
7		1	1		7	7		8	8
Total	860	885	1,745	3,897	3,412	7,309	4,757	4,297	9,054

Table 21. --Length composition of scrod and large haddock landed from 5Y North and South, Winter 1956, in hundreds of fish

Length (cm.)	5Y North			5Y South			5Y Total		
	Scrod	Large	Total	Scrod	Large	Total	Scrod	Large	Total
35	2		2				2		2
6	5		5				5		5
7	2		2				2		2
8	4		4				4		4
9	13		13				13		13
40	13		13	9		9	22		22
1	25		25	35		35	60		60
2	16		16	44		44	60		60
3	26		26	53		53	79		79
4	60		60	62		62	122		122
5	49		49	106	2	108	155	2	157
6	47		47	159	--	159	206	--	206
7	64		64	238	--	238	302	--	302
8	69	3	72	247	3	250	316	6	322
9	69	10	79	221	8	229	290	18	308
50	82	13	95	230	21	251	312	34	346
1	47	29	76	194	28	222	241	57	298
2	31	37	68	168	55	223	199	92	291
3	20	57	77	79	65	144	99	122	221
4	11	63	74	35	91	126	46	154	200
5	9	77	86	18	63	81	27	140	167
6	4	56	60	9	62	71	13	118	131
7		59	59		75	75		134	134
8		56	56		91	91		147	147
9		39	39		57	57		96	96
60		34	34		45	45		79	79
1		40	40		42	42		82	82
2		32	32		36	36		68	68
3		38	38		26	26		64	64
4		14	14		29	29		43	43
5		21	21		16	16		37	37
6		24	24		16	16		40	40
7		24	24		13	13		37	37
8		8	8		16	16		24	24
9		9	9		13	13		22	22
70		5	5		8	8		13	13
1		10	10		--	--		10	10
2		4	4		--	--		4	4
3		3	3		5	5		8	8
4		6	6		--	--		6	6
5		1	1		2	2		3	3
Total	668	772	1,440	1,907	888	2,795	2,575	1,660	4,235

Table 22. --Length composition of scrod and large haddock landed from 5Y North and South, 1956 Haddock Year, in hundreds of fish

Length (cm.)	5Y North			5Y South			5Y Total		
	Scrod	Large	Total	Scrod	Large	Total	Scrod	Large	Total
31	7		7				7		7
2	--		--				--		--
3	--		--				--		--
4	--		--	42		42	42		42
5	19		19	42		42	61		61
6	20		20	121		121	141		141
7	40		40	296		296	336		336
8	96		96	275		275	371		371
9	202		202	384		384	586		586
40	266		266	276		276	542		542
1	426		426	711		711	1,137		1,137
2	530		530	432		432	962		962
3	629	8	637	839		839	1,468	8	1,476
4	955	5	960	908		908	1,863	5	1,868
5	1,026	9	1,035	1,246	2	1,248	2,272	11	2,283
6	1,449	29	1,478	1,070	--	1,070	2,519	29	2,548
7	1,510	70	1,580	1,451	11	1,462	2,961	81	3,042
8	1,571	131	1,702	1,343	39	1,382	2,914	170	3,084
9	1,478	235	1,713	1,196	99	1,295	2,674	334	3,008
50	1,121	369	1,490	1,204	246	1,450	2,325	615	2,940
1	692	611	1,303	921	454	1,375	1,613	1,065	2,678
2	630	710	1,340	636	611	1,247	1,266	1,321	2,587
3	298	806	1,104	246	573	819	544	1,379	1,923
4	187	746	933	127	692	819	314	1,438	1,752
5	129	721	850	58	910	968	187	1,631	1,818
6	45	861	906	9	884	893	54	1,745	1,799
7	34	646	680	--	766	766	34	1,412	1,446
8	12	662	674	--	846	846	12	1,508	1,520
9	7	597	604	--	688	688	7	1,285	1,292
60	25	551	576	9	589	598	34	1,140	1,174
1	1	503	504	9	403	412	10	906	916
2		415	415		431	431		846	846
3		393	393		484	484		877	877
4		253	253		339	339		592	592
5		226	226		324	324		550	550
6		172	172		227	227		399	399
7		158	158		246	246		404	404
8		111	111		117	117		228	228
9		114	114		90	90		204	204
70		90	90		95	95		185	185
1		51	51		26	26		77	77
2		49	49		34	34		83	83
3		31	31		42	42		73	73
4		37	37		11	11		48	48
5		17	17		2	2		19	19
6		4	4		7	7		11	11
7		6	6		7	7		13	13
8		1	1					1	1
9		--	--					--	--
80		4	4					4	4

Total 13,405 10,402 23,807 13,851 10,295 24,146 27,256 20,697 47,953

Table 23. --Age-length composition of haddock discarded at sea in 5Z, 1956 Haddock Year, in hundreds of fish

Length (cm.)	5Z East					5Z West				
	Years of age				Total	Years of age				Total
	1	2	3	4		1	2	3	4	
16	1				1					
17	1				1					
18	1				1					
19	--				--					
20	1				1					
21	2				2					
22	2				2	2				2
23	3				3	2				2
24	7				7	5				5
25	10				10	11				11
26	21				21	18				18
27	33				33	42				42
28	63				63	79				79
29	75	13			88	96				96
30	88	63			151	116				116
31	80	101			181	94	24			118
32	95	126	16		237	120	--			120
33	188	94	--		282	89	--			89
34	73	235	--		308	75	--			75
35	59	257	--		316	38	38			76
36	83	214	--	12	309	24	47			71
37	--	277	28	--	305		61			61
38	16	126	79	16	237		77			77
39		153	12	--	165		95			95
40		79	30	10	119		47			47
41		52	--	7	59		21			21
42		27		--	27		15			15
43		14		--	14		4			4
44		6		--	6		3			3
45				4	4				1	1
46				4	4				--	--
47				3	3				2	2
48				--	--					
49				1	1					
50										
Total	902	1,837	165	57	2,961	811	432	--	3	1,246

Table 24. --Age-length composition of haddock landed from 5Z East, February 1956,
in hundreds of fish

Length (cm.)	Y e a r s o f a g e								Total
	2	3	4	5	6	7	8	9+	
35	17	6							23
6	15	8							23
7	--	115							115
8	54	107							161
9	2	11	103	35					151
40	35	104	69	--					208
1		--	392	--					392
2		289	288	--					577
3		--	425	106					531
4		246	246	246					738
5		459	452	1					912
6		141	626	126	124				1,017
7		8	797	200	--				1,005
8		--	813	322	--				1,135
9		75	813	140	108				1,136
50		--	913	177	--	27			1,117
1		--	748	190	210	--			1,148
2		54	699	215	161	215			1,344
3		--	440	262	114	--			816
4		--	245	152	276	91			764
5		--	228	110	337	--			675
6		2	279	80	410	--			771
7			131	--	350	--			481
8			--	81	484	81			646
9			115	29	172	200	29		545
60				114	190	114	--		418
1				40	79	119	79		317
2				47	70	47	117	23	304
3				--	138	83	83	--	304
4				--	145	97	49	--	291
5				--	48	--	94	48	190
6				38	38	--	152	--	228
7					47	46	46	--	139
8						34	34	33	101
9						--	13	25	38
70						44	44	89	177
1						64	--	63	127
2							51	--	51
3							38	--	38
4								76	76
Total	123	1,625	8,822	2,711	3,501	1,262	829	357	19,230

Table 25. --Age-length composition of haddock landed from 5Z East, March 1956,
in hundreds of fish

Length (cm.)	Y e a r s o f a g e								
	2	3	4	5	6	7	8	9+	Total
40	19	58	39						116
1		--	174						174
2		58	58						116
3		--	370	93					463
4		212	212	212					636
5		463	463	--					926
6		123	615	123	123				984
7		61	957	241	2				1,261
8		--	824	379	--				1,203
9		90	902	157	120				1,269
50		--	933	193	--	32			1,158
1		--	648	186	189	--			1,023
2		34	437	134	101	135			841
3		--	592	285	109	--			986
4		--	257	160	424	96			937
5		--	223	117	340	--			680
6		9	307	128	417	2			863
7			136	--	362	--			498
8			--	52	311	52			415
9			109	28	164	190	28		519
60				68	113	68	--		249
1				57	114	171	114		456
2				38	58	38	96	19	249
3				--	141	85	85	--	311
4				--	73	48	24	--	145
5				--	47	--	93	47	187
6					14	14	55	--	83
7						28	27	--	83
8						14	14	13	41
9						--	7	14	21
70						10	10	21	41
1						31		31	62
2								--	--
3								--	--
4								--	--
5								--	--
6								--	--
7								--	--
8								41	41
9									
80									
Total	19	1,108	8,256	2,665	3,250	1,000	553	186	17,037

Table 26. --Age-length composition of haddock landed from 5Z East, April 1956,
in hundreds of fish

Length (cm.)	Y e a r s o f a g e								Total
	2	3	4	5	6	7	8	9+	
39			56	18					74
40	8	25	16	--					49
1		--	49	--					49
2		87	86	--					173
3		--	119	30					149
4		66	66	66					198
5		74	74	--					148
6		9	47	9	9				74
7		--	197	49	--				246
8		--	94	30	--				124
9		31	129	28	15				203
50			230	34	--	2			266
1			99	26	28	--			153
2			33	--	--	16			49
3			43	37	19	--			99
4			43	27	107	16			193
5			24	15	40	--			79
6			22	5	32	--			59
7			22	--	57	--			79
8			--	22	134	22			178
9			21	5	31	37	5		99
60				5	9	6	--		20
1				10	20	29	20		79
2				6	9	6	16	3	40
3					--	--	--	--	--
4					20	13	7	--	40
5					--	--	--	--	--
6					--	--	--	--	--
7					7	7	6	--	20
8								--	--
9								--	--
70								--	--
1								--	--
2								--	--
3								--	--
4								20	20
Total	8	292	1,470	422	537	154	54	23	2,960

Table 27. --Age-length composition of haddock landed from 5Z East, May 1956,
in hundreds of fish

Length (cm.)	Y e a r s o f a g e								Total
	2	3	4	5	6	7	8	9+	
36	113								113
7	50	7							57
8	130	12							142
9	369	28							397
40	416	38							454
1	404	90	45						539
2	443	89	177						709
3	313	210	105	52					680
4	170	212	298	--					680
5	61	508	444	--	56				1,069
6	59	524	231	--	--				814
7	103	205	514	21	--				843
8		322	406	46	--	46			820
9		400	561	--	--	--			961
50		402	455	67	--	--			924
1		133	367	75	38	--			613
2		126	483	21	21	--			651
3		--	295	153	29	44	15		536
4		26	205	154	51	--	--		436
5		--	166	125	124	--	--		415
6		27	27	138	82	27	--		301
7		--	87	88	175	44	--		394
8		--	85	56	28	28	--		197
9		35	35	70	34	--	34		208
60			--	31	--	62	31		124
1			16	16	49	33	--		114
2			9	38	68	33	6	2	156
3			--	--	--	57	57	--	114
4			1	7	17	20	5	2	52
5			--	--	--	--	104	--	104
6			--	--	--	21	--	--	21
7			1	2	1	8	4	5	21
8			1	2	2	10	8	8	31
9					--		10		10
70					10				10
Total	2,631	3,394	5,014	1,162	785	433	274	17	13,710

Table 28.--Age-length composition of haddock landed from 5Z East, June 1956,
in hundreds of fish

Length (cm.)	Y e a r s o f a g e								Total
	2	3	4	5	6	7	8	9+	
35	44								44
6	22								22
7	272	39							311
8	204	18							222
9	434	33							467
40	877	79							956
1	751	167	83						1,001
2	375	75	150						600
3	267	178	89	44					578
4	261	326	458	--					1,045
5	31	273	243	--	31				578
6	65	575	253	1	--				894
7	97	195	486	27	--				805
8		360	453	51	--	52			916
9		367	584	--	--	--			951
50		218	399	36	--	--			653
1		219	591	120	60	--			990
2		124	561	37	37	--			759
3		--	417	137	46	69	23		692
4		29	231	174	125	--	--		559
5		4	202	145	133	--	--		484
6		16	16	78	47	16	--		173
7		1	48	52	87	21	--		209
8		--	46	30	15	15	--		106
9		13	13	28	13	--	13		80
60			--	10	--	20	10		40
1			4	4	11	8	--		27
2			4	16	29	14	3	1	67
3			--	--	--	--	--	--	--
4			--	--	--	--	--	--	--
5			--	--	--	--	--	--	--
6			--	--	--	--	--	--	--
7			1	3	1	11	5	6	27
Total	3,700	3,309	5,332	993	635	226	54	7	14,256

Table 29. --Age-length composition of haddock landed from 5Z East, July 1956,
in hundreds of fish

Length (cm.)	Y e a r s o f a g e								Total
	2	3	4	5	6	7	8	9+	
32	16								16
3	16								16
4	78								78
5	157								157
6	314								314
7	412	59							471
8	705	64							769
9	846	65							911
40	965	87							1,052
1	930	207	103						1,240
2	677	135	271						1,083
3	618	413	206	103					1,340
4	342	426	598	--					1,366
5	78	671	591	--	74				1,414
6	123	1,091	483	--	--				1,697
7	175	349	873	34	--				1,431
8		535	676	77	--	77			1,365
9		484	784	--	--	--			1,268
50		343	617	57	--	--			1,017
1		148	507	124	62	--			841
2		87	439	36	36	--			598
3		--	333	97	38	57	19		544
4		21	164	123	88	--	--		396
5		2	152	110	107	--	--		371
6		38	38	189	114	38	--		417
7		--	45	45	90	23	--		203
8		--	82	55	27	27	--		191
9		13	13	27	13	13	--		79
60			--	23	--	45	22		90
1			10	11	31	21	--		73
2			5	21	37	18	3	1	85
3			--	--	--	17	17	--	34
4			1	5	11	13	3	1	34
5			--	--	--	--	17	--	17
6			--	--	--	6	--	--	6
7			2	5	3	21	9	11	51
8			1	1	2	7	6	6	23
9					--	--	6	--	6
70					17	--	--	--	17
1					1	1	2	2	6
2					--	--	--	11	11
3					1	1	2	2	6
Total	6,452	5,238	6,994	1,143	752	385	106	34	21,104

Table 30. --Age-length composition of haddock landed from 5Z East, August 1956,
in hundreds of fish

Length (cm.)	Y e a r s o f a g e									Total
	1	2	3	4	5	6	7	8	9+	
33		29								29
4	26	32								58
5		88								88
6		204								204
7		350	117							467
8		672	--							672
9		942	430							1,372
40		817	584	117						1,518
1		1,642	--	110						1,752
2		1,338	178	90						1,606
3		1,392	428	108						1,928
4		610	670	122						1,402
5		746	137	406						1,289
6		664	664	267						1,595
7		416	429	329						1,174
8		457	572	328		50				1,407
9		171	370	798	29	--				1,368
50		--	136	452	150	--				738
1		--	88	473	144	48				753
2		18	18	533	123	35				727
3			--	284	104	155	26			569
4			--	213	92	115	23			443
5			29	203	106	103	51			492
6				95	95	67	14			271
7				52	78	52	--			182
8				138	62	--	--			200
9				44	--	43	43	43		173
60				17	8	17	8	8		58
1				--	24	47	--	--		71
2				19	10	10	10	9		58
3				--	--	18	--	9	9	36
4					14	13	--	--	--	27
5					2	4	3	--	--	9
6					--	--	2	--	2	4
7					--	--	13	--	--	13
8					1	1	2	--	--	4
9					--	--	--	--	--	--
70						3	4	1	1	9
1							4	--	--	4
2							--	--	--	--
3							--	--	--	--
4							2	1	1	4
Total	26	10,588	4,850	5,198	1,042	781	205	71	13	22,774

Table 31. --Age-length composition of haddock landed from 5Z East, September 1956,
in hundreds of fish

Length (cm.)	Y e a r s o f a g e								Total
	2	3	4	5	6	7	8	9+	
35	31								31
6	63								63
7	118	39							157
8	376	--							376
9	409	186							595
40	388	277	55						720
1	763	--	51						814
2	938	125	63						1,126
3	772	238	60						1,070
4	344	376	68						788
5	327	59	178						564
6	171	171	76						418
7	229	234	180						643
8	194	241	115		10				560
9	43	92	191	6	--				332
50	--	83	213	38	--				334
1	--	80	379	68	23				550
2	5	5	171	32	9				222
3		--	94	34	52	9			189
4		--	103	36	45	9			193
5		6	65	36	36	18			161
6		9	53	51	29	6			148
7			37	55	36	--			128
8			54	24	--	--			78
9			20	--	20	19	19		78
60			10	5	9	5	4		33
1			--	9	19	--	--		28
2			26	13	13	13	13		78
3			--	--	14	--	7	7	28
4			--	22	22	--	--	--	44
5			1	8	13	10	1	--	33
6					--	17	--	16	33
7					--	22	--	--	22
8					--	--	--	--	--
9					--	--	6	--	6
70					3	5	2	1	11
1					--	17	--	--	17
2					--	6	--	--	6
3					--	3	2	1	6
4					--	--	--	--	--
5					--	--	--	--	--
6					2	2	2		6
Total	5,171	2,221	2,263	437	355	161	56	25	10,689

Table 32.--Age-length composition of haddock landed from 5Z East,
October 1956, in hundreds of fish.

Length (cm.)	Years of age									Total
	1	2	3	4	5	6	7	8	9+	
34	12	16								28
5		138								138
6		248								248
7		290	96							386
8		552	--							552
9		758	345							1,103
40		786	563	113						1,462
1		1,738	--	117						1,855
2		1,287	171	87						1,545
3		1,280	393	99						1,772
4		708	777	142						1,627
5		773	145	419						1,337
6		546	546	236						1,328
7		376	393	295	1					1,065
8		251	314	176	--	25				766
9		59	136	327	17	--				539
50		--	110	332	93	--				535
1		--	44	260	100	33				437
2		11	11	300	78	22				422
3			33	120	36	54	9			252
4			--	166	69	87	17			339
5			10	115	62	62	31			280
6				49	49	35	7			140
7				42	62	42	--			146
8				57	26	--	--			83
9				15	--	14	14	14		57
60				9	4	9	5	5		32
1				--	15	30	--	--		45
2				4	3	2	2	2		13
3					--	3	--	2	1	6
4					6	7	--	--		13
5					--	--	--	--		--
6					--	--	--	--		--
7					--	--	13	--		13
8					1	2	3	--		6
9								6		6
Total	12	9,817	4,087	3,480	622	427	101	29	1	18,576

Table 33.--Age-length composition of haddock landed from 5Z East, November 1956, in hundreds of fish.

Length (cm.)	Y e a r s o f a g e									Total
	1	2	3	4	5	6	7	8	9+	
33		25	1							26
4		--	--							--
5		24	2							26
6		44	8							52
7		91	92							183
8		235	--							235
9		287	--							287
40		496	--							496
1		756	--							756
2		508	170							678
3		731	--	104						835
4		782	53	--						835
5		548	16	3						567
6		333	126	4						463
7		203	13	141	1					358
8		19	113	113	113					358
9			131	94	9					234
50			145	166	23	4				338
1			307	17	--	--				324
2			13	186	93	--				292
3			--	108	27	27				162
4			23	88	51	--				162
5				26	26	26				78
6				19	26	7	6			58
7				--	58	--	--			58
8				--	13	13	13			39
9				26	17	26	9			78
60				--	--	--	39			39
1				29	29	--	--			58
2					13	26	--			39
3						--	--			--
4						--	--			--
5						--	--			--
6						5	8	3	3	19
7						--	--	--	--	--
8						--	--	--	--	--
9						--	--	--	--	--
70						1	7	6	5	19
1									--	--
2									--	--
3									--	--
4									--	--
5									--	--
6									--	--
7									--	--
8									--	--
9									--	--
80									--	--
1									--	--
2									19	19
Total		5,082	1,213	1,124	499	135	82	9	27	8,171

Table 34. --Age-length composition of haddock landed from 5Z East, December 1956,
in hundreds of fish

Length (cm.)	Y e a r s o f a g e								Total
	2	3	4	5	6	7	8	9+	
35	19	2							21
6	115	21							136
7	63	63							126
8	356	--							356
9	576	--							576
40	723	--							723
1	922	--							922
2	488	162							650
3	577	35	84						696
4	314	21	--						335
5	429	30	6	1					466
6	196	66	--	--					262
7	176	49	137	4					366
8	73	35	35	35					178
9		43	31	4					78
50		52	60	11	2				125
1		189	4	--	--				193
2		3	104	60	--				167
3		--	65	22	22				109
4		6	19	12	--				37
5			37	36	36				109
6			12	17	4	4			37
7			--	37	--	--			37
8			--	--	--	--			--
9			61	40	61	20			182
60			--	--	--	73			73
1			55	54	--	--			109
2				36	73	--			109
3				37	--	36			73
4					19		18		37
Total	5,027	777	710	406	217	133	18		7,288

Table 35. --Age-length composition of haddock landed from 5Z East, January 1957,
in hundreds of fish

Length (cm.)	Y e a r s o f a g e								Total
	2	3	4	5	6	7	8	9+	
35	6	1							7
6	17	3							20
7	27	26							53
8	72	--							72
9	131	--							131
40	223	--							223
1	327	--							327
2	163	54							217
3	213	--	30						243
4	282	19	--						301
5	289	4	1						294
6	202	71	1						274
7	134	14	95	1					244
8	36	53	53	52					194
9		139	101	11	1				252
50		81	92	13	2				188
1		199	12	--	--				211
2		3	115	68	--				186
3		--	111	31	30				172
4		25	81	53	--				159
5			66	66	66				198
6			28	39	10	11			88
7			--	100	--	--			100
8			--	32	33	35			100
9			28	18	27	10			83
60			--	--	--	78			78
1			18	18	--	--			36
2				10	21	--			31
3				31	--	31			62
4				--	21	--	21		42
5				--	--	13	13		26
6				1	6	11	4	4	26
7				--	--	21	--	--	21
8				--	--	16	15	--	31
9				--	--	5	5	--	10
70					1	2	4	3	10
1						--	--	10	10
2						2	2	1	5
3						2	2	1	5
4						1	5	4	10
5							2	3	5
6							1	4	5
Total	2,122	692	832	544	218	238	74	30	4,750

Table 36. --Age-length composition of haddock landed from 5Z East, 1956 Haddock Year, in hundreds of fish

Length (cm.)	Y e a r s o f a g e									Total
	1	2	3	4	5	6	7	8	9+	
32		16								16
3		70	1							71
4	38	126	--							164
5		524	11							535
6		1,155	40							1,195
7		1,673	653							2,326
8		3,356	201							3,557
9		4,754	1,098	159	53					6,064
40		5,753	1,815	409	--					7,977
1		8,233	464	1,124	--					9,821
2		6,217	1,593	1,270	--					9,080
3		6,163	1,895	1,799	428					10,285
4		3,813	3,404	2,210	524					9,921
5		3,282	2,839	3,280	2	161				9,564
6		2,359	4,107	2,839	259	256				9,820
7		1,909	1,950	5,001	579	2				9,441
8		1,030	2,545	4,086	1,105	85	175			9,026
9		273	2,358	5,315	401	244	--			8,591
50		--	1,570	4,862	892	8	61			7,393
1		--	1,407	4,105	1,033	691	--			7,236
2		34	478	4,061	897	422	366			6,258
3			33	2,902	1,225	695	214	57		5,126
4			130	1,815	1,103	1,318	252	--		4,618
5			51	1,507	954	1,410	100	--		4,022
6			101	945	895	1,254	131	--		3,326
7			1	600	575	1,251	88	--		2,515
8			--	462	453	1,045	273	--		2,233
9			61	500	262	618	555	185		2,181
60				36	268	347	523	80		1,254
1				132	287	400	381	213		1,413
2				67	251	416	181	265	49	1,229
3				--	68	314	309	260	17	968
4				2	54	348	191	127	3	725
5				1	10	112	26	322	95	566
6				--	53	63	65	214	25	420
7				4	10	87	190	97	22	410
8				2	5	7	86	77	60	237
9						--	5	53	39	97
70						35	72	67	120	294
1						1	117	2	106	226
2						--	8	53	12	73
3						1	6	44	4	55
4						--	3	6	101	110
5						--	--	2	3	5
6						2	2	3	4	11
7									--	--
8									41	41
9									--	--
80									--	--
1									--	--
2									19	19
Total	38	50,740	28,806	49,495	12,646	11,593	4,380	2,127	720	160,545

Table 37. --Age-length composition of haddock landed from 5Z West, February 1956,

in hundreds of fish

Length (cm.)	Y e a r s o f a g e								Total
	2	3	4	5	6	7	8	9+	
33	14	2							16
4	--	--							--
5	11	5							16
6	31	--							31
7	109	--							109
8	113	28							141
9	130	78	26						234
40	188	--	--						188
1	70	71	--						141
2		117	117						234
3		67	167						234
4		164	164						328
5		188	187						375
6		165	313	53					531
7		465	90	5	2				562
8		181	346	52	--				579
9		156	375	--	--				531
50		--	477	54	31				562
1		--	495	92	--	30			617
2		28	279	13	70	--			390
3		12	231	58	50	--			351
4			272	79	--	--			351
5			85	42	42	42			211
6			113	72	72	--			257
7			76	13	38	--	13		140
8			70	70	94	--	--		234
9			44	--	90	45	--		179
60			--	49	123	--	--		172
1			13	--	50	50	--	12	125
2			10	10	43	31	31	--	125
3			--	--	67	11	--	--	78
4				52	78	26	--	--	156
5				16	30	16	16	--	78
6				--	51	--	33	17	101
7				10	19	--	10	--	39
8					62	12	12	--	86
9						47	23	--	70
70						16	--	7	23
1						--	3	5	8
2						7	16	--	23
3						3	4	9	16
4							8		8
Total	666	1,727	3,950	740	1,012	336	169	50	8,650

Table 38. --Age-length composition of haddock landed from 5Z West, March 1956,

in hundreds of fish

Length (cm.)	Y e a r s o f a g e								Total
	2	3	4	5	6	7	8	9+	
37	55								55
8	22	6							28
9	92	55	19						166
40	83	--	--						83
1	69	70	--						139
2		69	70						139
3		16	39						55
4		42	41						83
5		97	97						194
6		100	200	33					333
7		268	47	1					316
8		142	198	4					344
9		177	299	--					476
50		--	285	48					333
1		--	362	11	--	4			377
2		11	219	32	55	--			317
3		10	256	84	39	--			389
4		--	280	42	--	--			322
5		--	320	36	36	36			428
6		--	308	71	71	--			450
7		13	158	136	57	--	14		378
8		10	159	168	103	10	--		450
9			95	37	128	79	--		339
60			5	61	130	8	2		206
1			16	--	62	62	--	16	156
2			11	11	46	33	33	--	134
3				--	143	24	--	--	167
4				26	39	13	--	--	78
5				27	53	27	27	--	134
6				--	34	--	22	11	67
7				20	38	--	20	--	78
8					32	7	6	--	45
9						7	4	--	11
70						30	--	15	45
1							7	15	22
2							--	--	--
3							--	--	--
4							11	--	11
5								--	--
6								11	11
7								11	11
8									
9									
80									
Total	321	1,086	3,484	848	1,066	340	146	79	7,370

Table 39. --Age-length composition of haddock landed from 5Z West, April 1956,

in hundreds of fish

Length (cm.)	Y e a r s o f a g e								Total
	2	3	4	5	6	7	8	9+	
36	20								20
7	20								20
8	33	8							41
9	34	20	7						61
40	346	--	--						346
1	204	203	--						407
2		173	173						346
3		105	261						366
4		81	82						163
5		92	91						183
6		146	293	49					488
7		214	38	1					253
8		244	341	7					592
9		211	368	--					579
50		--	529	76	15				620
1		--	461	36	--	11			508
2		22	363	48	91	--			524
3		13	260	72	51	--			396
4		--	400	89	--	--			489
5		--	219	59	59	59			396
6		--	252	82	82	--			416
7		2	113	39	53	--	17		224
8		3	71	75	61	3	--		213
9			50	9	85	46	--		190
60			4	32	64	6	2		108
1			9	8	41	41	4	9	112
2			11	15	52	35	40	--	153
3				--	75	12	--	--	87
4				35	53	18	--	--	106
5				17	36	17	17	--	87
6				--	39	--	26	13	78
7				10	21	--	10	--	41
8					39	8	8	--	55
9						31	15	--	46
70						21	--	11	32
1						--	9	19	28
2						18	37	--	55
3						3	4	7	14
4							--	--	--
5							1	4	5
6								9	9
7									
Total	657	1, 537	4, 396	759	917	329	190	72	8, 857

Table 40. --Age-length composition of haddock landed from 5Z West, May 1956,

in hundreds of fish

Length (cm.)	Y e a r s o f a g e							Total	
	2	3	4	5	6	7	8		
33	21							21	
4	21							21	
5	149							149	
6	256							256	
7	383							383	
8	606	76						682	
9	852	--						852	
40	887	114						1,001	
1	854	395	56					1,305	
2	734	130	127					991	
3	809	103	202					1,114	
4	431	289	287					1,007	
5	307	212	137					656	
6	214	389	383					986	
7	170	364	625	58				1,217	
8	107	560	532	53				1,252	
9		239	1,111	48				1,398	
50		392	875	126	37			1,430	
1		495	934	114	--	28		1,571	
2		165	786	272	91	31		1,345	
3		96	703	188	50	24		1,061	
4		27	903	22	45	22		1,019	
5		21	580	199	159	--		959	
6		--	540	99	119	60		818	
7		--	244	243	221	22		730	
8		--	188	189	269	27		673	
9		--	253	69	207	115		644	
60		--	78	39	193	78		388	
1		15	--	75	134	90	45	359	
2			--	68	154	86	--	308	
3			30	15	162	59	30	296	
4			12	87	111	50	25	285	
5				24	107	72	36	12	251
6				--	51	68	86	--	205
7				--	123	54	27	13	217
8				--	103	34	17	17	171
9				--	23	39	46	--	108
70				--	--	31	63	31	125
1				--	38	23	23	7	91
2				--	11	46	23	--	80
3				--	6	--	6	11	23
4				--	--	--	11	6	17
5				--	--	11	6	6	23
6				2	--	3	--	6	11
7						4	2	11	17
8						--	--	--	--
9						2		9	11
80								--	--
2								6	6
4								6	6
Total	6,801	4,082	9,586	1,990	2,414	1,079	446	141	26,539

Table 41. --Age-length composition of haddock landed from 5Z West, June 1956,

in hundreds of fish

Length (cm.)	Y e a r s o f a g e							9+	Total
	2	3	4	5	6	7	8		
35	60								60
6	199								199
7	318								318
8	407	51							458
9	876	--							876
40	935	120							1,055
1	872	405	57						1,334
2	988	173	173						1,334
3	1,057	132	264						1,453
4	682	455	455						1,592
5	621	429	277						1,327
6	308	587	552						1,447
7	207	431	758	70					1,466
8	107	581	575	53					1,316
9		283	1,249	57					1,589
50		540	1,248	186	68				2,042
1		518	1,052	159	--	40			1,769
2		190	857	296	96	32			1,471
3		107	1,159	295	90	44			1,695
4		20	1,108	28	57	28			1,241
5		20	847	299	239	--			1,405
6		--	734	147	176	88			1,145
7		--	301	301	273	27			902
8		--	192	203	275	27			697
9		--	269	73	220	123			685
60		--	107	53	268	107			535
1		19	--	96	173	115	57		460
2			--	98	222	123	--		443
3			47	23	257	94	47		468
4			13	94	121	54	27		309
5				25	115	76	38	13	267
6				--	69	92	115	--	276
7				--	160	71	35	18	284
8				--	180	60	30	31	301
9				--	41	69	82	--	192
70				--	--	36	70	36	142
1				--	18	10	10	4	42
2				--	16	62	31	--	109
3				--	--	2	--	4	8
4				--	--	--	--	--	--
5				--	--	9	4	4	17
6				4	--	4	--	9	17
7					--	2	1	5	8
8					--	4	--	4	8
9					--	2	--	6	8
80					--	--	--	8	8
1					--	--	--	8	8
Total	7,637	5,061	12,294	2,560	3,136	1,399	549	150	32,786

Table 42. --Age-length composition of haddock landed from 5Z West, July 1956,
in hundreds of fish

Length (cm.)	Y e a r s o f a g e								Total
	2	3	4	5	6	7	8	9+	
33	21								21
4	11								11
5	11								11
6	21								21
7	106								106
8	170	21							191
9	340	--							340
40	376	49							425
1	326	152	21						499
2	252	44	44						340
3	286	36	71						393
4	156	106	104						366
5	158	109	71						338
6	53	132	96						281
7	56	136	205	20					417
8	38	207	205	19					469
9		112	551	23					686
50		168	404	63	27				662
1		211	400	49	--	12			672
2		144	497	170	42	14			867
3		83	473	132	31	15			734
4		56	651	13	26	13			759
5		49	405	113	90	--			657
6		--	450	69	82	41			642
7		4	197	210	167	15			593
8		--	142	154	204	20			520
9		--	144	47	120	66			377
60		--	71	35	176	71			353
1		13	--	70	119	77	38		317
2			--	67	142	76	--		285
3			17	9	96	35	17		174
4			8	54	70	31	16		179
5				17	74	50	25	8	174
6				--	34	46	57	--	137
7				--	72	32	16	8	128
8				--	69	23	11	11	114
9				--	21	36	44	--	101
70				--	--	17	35	17	69
1				--	22	14	14	5	55
2				--	7	26	13	--	46
3				--	8	--	8	16	32
4				--	--	--	3	2	5
5				--	--	2	1	1	4
6				2	--	2	--	5	9
7					--	2	1	6	9
8					--	2	--	2	4
9					--	--	--	--	--
80					--	--	--	4	4
Total	2,381	1,832	5,227	1,336	1,699	738	299	85	13,597

Table 43. --Age-length composition of haddock landed from 5Z West, August 1956,

in hundreds of fish

Length (cm.)	Y e a r s o f a g e									Total
	1	2	3	4	5	6	7	8	9+	
36	2	20								22
7		180								180
8		270								270
9		663								663
40		781								781
1		972	106							1,078
2		981	5							986
3		1,172	366							1,538
4		1,421	331	2						1,754
5		1,330	233	72	69					1,704
6		860	298	66	1					1,225
7		633	189	253	--					1,075
8		923	549	275	--					1,747
9		352	398	355	59					1,164
50		166	113	706	128					1,113
1		134	434	335	168	34				1,105
2		106	71	800	36	36				1,049
3		--	338	488	27	--				853
4		--	115	626	57	57				855
5		68	92	323	139	46				668
6			41	287	103	--				431
7			26	333	102	--				461
8			25	162	37	37	12			273
9			20	149	75	101	20			365
60			--	124	62	41	41			268
1			--	77	26	51	--			154
2			--	46	31	16	31			124
3			--	--	22	85	--	22		129
4			--	--	--	114	--	--		114
5			--	--	17	52	--	--		69
6			--	13	25	25	13	13		89
7			--	--	--	94	--	--		94
8			17	--	--	--	17	--	16	50
9			--	--	--	17	--	17	16	50
70			--	--	--	5	--	--	--	5
1			--	--	--	--	3	--	2	5
2			--	3	--	--	7	--	--	10
3			--	--	--	--	5	--	--	5
4			--	--	--	--	2	2	1	5
5			--	--	--	--	--	--	--	--
6			--	--	--	--	2	2	1	5
7			--	--	--	--	--	--	--	--
8			--	--	--	--	3	--	2	5
9			--	--	--	--	--	--	--	--
Total	2	11,032	3,767	5,495	1,184	811	156	56	38	22,541

Table 44. --Age-length composition of haddock landed from 5Z West, September 1956,

in hundreds of fish

Length (cm.)	Y e a r s o f a g e									Total
	1	2	3	4	5	6	7	8	9+	
34	23	28								51
5		--								--
6		216								216
7		204								204
8		867								867
9		1,428								1,428
40		2,804								2,804
1		2,592	287							2,879
2		3,580	1							3,581
3		3,407	1,064							4,471
4		3,721	830							4,551
5		2,823	446	150	150					3,569
6		2,562	746	182	--					3,490
7		1,680	591	790	--					3,061
8		1,040	803	403	--					2,246
9		282	322	287	47					938
50		149	130	522	106					907
1		58	198	161	81	22				520
2		78	52	312	26	26				494
3		--	159	320	22	--				501
4		--	82	388	41	41				552
5		51	68	235	101	34				489
6			39	277	99	--				415
7			13	167	51	--				231
8			26	171	39	39	13			288
9			13	90	39	64	13			219
60			--	117	59	39	39			254
1			--	144	48	96	--			288
2			--	55	38	19	38			150
3			--	--	23	92	--	23		138
4			--	--	--	81	--	--		81
5			--	--	26	78	--	--		104
6			--	13	27	26	13	13		92
7			--			69	--	--		69
8			15			--	16	--	15	46
9						16	--	15	15	46
70						81	--	--	--	81
1							6	--	6	12
2							--	--	--	--
3							12	--	--	12
4							--	--	--	--
5							--	--	--	--
6							--	--	--	--
7							4	4	4	12
8									--	--
9									12	12
Total	23	27,570	5,885	4,784	1,023	823	154	55	52	40,369

Table 45. --Age-length composition of haddock landed from 5Z West, October 1956,
in hundreds of fish

Length (cm.)	Y e a r s o f a g e									Total
	1	2	3	4	5	6	7	8	9+	
35	5	59								64
6		129								129
7		97								97
8		322								322
9		582								582
40		870								870
1		1,261	140							1,401
2		1,420	--							1,420
3		1,178	367							1,545
4		1,409	313							1,722
5		1,204	196	64	64					1,528
6		800	238	57	--					1,095
7		618	206	275	--					1,099
8		380	266	133	--					779
9		239	251	217	36					743
50		114	96	414	82					706
1		88	288	224	112	24				736
2		83	55	366	28	28				560
3		--	189	309	19	--				517
4		--	70	371	35	35				511
5		16	73	254	109	36				488
6		64	31	252	78	--				425
7			21	272	84	--				377
8			28	181	42	42	14			307
9			17	117	50	84	17			285
60			--	94	48	32	32			206
1			--	88	29	59	--			176
2			--	48	32	16	32			128
3			--	--	24	96	--	24		144
4			--	--	--	90	--	--		90
5			--	--	24	71	--	--		95
6			--	12	24	24	12	12		84
7			--	--	--	54				54
8			16	--	--	--	17	--	16	49
9			--	--	--	17	--	16	16	49
70			--	--	--	16	--	--	--	16
1			--	--	--	--	18	--	17	35
2				14	--	--	27	--	--	41
3							11	--	--	11
4							4	4	3	11
5							1	1	1	3
6							1	1	1	3
7									--	--
8									--	--
9									--	--
80									3	3
Total	5	10,933	2,861	3,762	920	724	186	58	57	19,506

Table 46. --Age-length composition of haddock landed from 5Z West, November 1956,
in hundreds of fish

Length (cm.)	Y e a r s o f a g e									Total
	1	2	3	4	5	6	7	8	9+	
36	28	55								83
7		83								83
8		217								217
9		310	23							333
40		521	--							521
1		700	--							700
2		983	--							983
3		833	--							833
4		1,070	64							1,134
5		1,049	38	1						1,088
6		1,052	69	1						1,122
7		562	102	97	1					762
8		710	52	42	4					808
9		178	100	117	--					395
50		157	177	177	79					590
1		167	237	147	39					590
2		67	150	191	49	8				465
3		21	106	227	98	33				485
4			53	340	104	26				523
5			143	221	143	16				523
6			12	337	148	69	23			589
7			17	345	121	52	17			552
8			21	198	125	73	21	10		448
9			--	150	120	80	19	--		369
60			10	113	62	103	52	--		340
1			--	61	98	98	25	25	12	319
2			7	62	41	41	34	14	--	199
3				43	50	86	28	--	--	207
4				12	37	101	12	12	--	174
5				10	40	40	40	19	--	149
6				22	22	65	32	--	--	141
7					8	22	45	--	--	75
8					31	46	31	8	--	116
9					--	19	39	--	--	58
70					--	58	--	--	--	58
1					6	23	17	--	--	46
2						12	6	13	6	37
3						--	25	25	12	62
4						15	5	5	--	25
5							--	17	--	17
6							3	3	6	12
7							--		8	8
8							12		--	12
9							2		2	4
Total	28	8,735	1,381	2,914	1,426	1,086	488	151	46	16,255

Table 47. --Age-length composition of haddock landed from 5Z West, December 1956,
in hundreds of fish

Length (cm.)	Y e a r s o f a g e									Total
	1	2	3	4	5	6	7	8	9+	
35		22	2							24
6	8	16	--							24
7		108	--							108
8		84	--							84
9		256	20							276
40		324	--							324
1		767	--							767
2		839	--							839
3		1,058	--	4						1,062
4		964	58	--						1,022
5		1,160	44	1						1,205
6		993	74	3						1,070
7		540	121	103	3					767
8		589	59	44	5					697
9		262	163	187	--					612
50		192	205	202	85					684
1		197	278	184	50					709
2		126	257	301	78	13				775
3		29	139	269	114	38				589
4			73	466	142	37				718
5			184	295	188	21				688
6			15	388	155	76	29			663
7			18	370	132	59	18			597
8			24	232	147	89	24	12		528
9			--	202	161	108	27	--		498
60			10	111	61	101	51	--		334
1			--	48	76	76	19	19	9	247
2			9	85	56	56	47	19	--	272
3				53	61	105	35	--	--	254
4				13	37	100	12	12	--	174
5				10	40	41	41	20	--	152
6				16	16	47	23	--	--	102
7					10	32	63	--	--	105
8					22	32	21	5	--	80
9					--	27	53	--	--	80
70					--	44	--	--	--	44
1					5	20	15	--	--	40
2						10	5	10	4	29
3						--	13	13	7	33
4						15	5	5	--	25
5							--	11	--	11
6								1	2	4
7							--		4	4
8								4	--	4
9								2	2	4
80									--	--
1									--	--
2									--	--
3									--	--
4									--	--
5									--	--
6									4	4
Total	8	8,526	1,753	3,587	1,644	1,147	508	127	32	17,332

Table 48. --Age-length composition of haddock landed from 5Z West, January 1957,
in hundreds of fish

Length (cm.)	Y e a r s o f a g e									Total
	1	2	3	4	5	6	7	8	9+	
35		24	2							26
6	4	9	--							13
7		37	--							37
8		26	--							26
9		60	5							65
40		218	--							218
1		310	--							310
2		513	--							513
3		603	--							603
4		582	35							617
5		645	21							666
6		579	37							616
7		491	88	83						662
8		391	30	24	3					448
9		241	108	132	--					481
50		132	106	96	23					357
1		148	215	83	23					469
2		71	143	167	45	6				432
3		27	122	213	87	29				478
4			56	361	113	27				557
5			84	212	125	14				435
6			12	333	139	66	24			574
7			12	248	91	45	12			408
8			23	230	150	103	22	12		540
9			--	171	138	94	22	--		425
60			8	94	52	84	40	--		278
1			--	45	72	72	18	18	8	233
2			7	62	41	54	34	14		212
3				49	56	97	32	--		234
4				15	46	124	16	15		216
5				7	29	29	29	14		108
6				19	19	57	29	--		124
7					5	15	30	--		50
8					29	44	29	7		109
9					--	14	28	--		42
70					--	33	--	--		33
1					5	22	16	--		43
2						14	7	14	7	42
3						--	3	3	2	8
4						15	6	5	--	26
5							--	--	--	--
6							--	--	--	--
7							--	8		8
8							9	--		9
9							3	5		8
80								8		8
Total	4	5,107	1,114	2,644	1,291	1,058	409	102	38	11,767

Table 49. --Age-length composition of haddock landed from 5Z West, 1956 Haddock Year, in hundreds of fish

Length (cm.)	Y e a r s o f a g e									Total
	1	2	3	4	5	6	7	8	9+	
33		56	2							58
4	23	60	--							83
5	5	336	9							350
6	42	972	--							1,014
7		1,700	--							1,700
8		3,137	190							3,327
9		5,623	201	52						5,876
40		8,333	283	--						8,616
1		8,997	1,829	134						10,960
2		10,290	712	704						11,706
3		10,403	2,256	1,008						13,667
4		10,436	2,768	1,135						14,339
5		9,297	2,105	1,148	283					12,833
6		7,421	2,981	2,146	136					12,684
7		4,957	3,175	3,364	159	2				11,657
8		4,285	3,674	3,118	200	--				11,277
9		1,554	2,520	5,248	270	--				9,592
50		910	1,927	5,935	1,056	178				10,006
1		792	2,874	4,838	934	80	125			9,643
2		531	1,288	5,138	1,093	562	77			8,689
3		77	1,374	4,908	1,196	411	83			8,049
4		--	552	6,166	765	351	63			7,897
5		135	734	3,996	1,553	792	137			7,347
6		64	150	4,271	1,262	813	265			6,825
7			126	2,824	1,523	965	111	44		5,593
8			160	1,996	1,399	1,389	193	34		5,171
9			50	1,734	818	1,381	592	--		4,575
60			28	918	613	1,354	525	4		3,442
1			47	501	598	1,031	497	206	66	2,946
2			23	390	508	861	600	151	--	2,533
3			--	239	283	1,361	330	163	--	2,376
4			--	73	468	1,082	232	107	--	1,962
5			--	27	302	726	368	212	33	1,668
6			--	95	133	522	328	377	41	1,496
7			--	--	63	719	295	118	39	1,234
8			48	--	82	607	275	104	106	1,222
9			--	--	--	195	349	262	47	853
70			--	--	--	237	151	168	117	673
1			--	--	16	143	122	66	80	427
2				17	--	70	211	157	17	472
3					--	16	75	65	68	224
4					--	45	22	54	12	133
5					--	--	23	41	27	91
6					8		16	7	50	81
7							12	8	46	66
8							34		8	42
9							11		36	47
80									23	23
1									8	8
2									6	6
3									--	--
4									6	6
5									--	--
6									4	4
Total	70	90,366	32,086	62,123	15,721	15,893	6,122	2,348	840	225,569

Table 50. --Age-length composition of haddock landed from
5Z (East and West combined), February 1956, in hundreds of fish

Length (cm.)	Y e a r s o f a g e								Total
	2	3	4	5	6	7	8	9+	
33	14	2							16
4	--	--							--
5	28	11							39
6	46	8							54
7	109	115							224
8	167	135							302
9	132	89	129	35					385
40	223	104	69	--					396
1	70	71	392	--					533
2		406	405	--					811
3		67	592	106					765
4		410	410	246					1,066
5		647	639	1					1,287
6		306	939	179	124				1,548
7		473	887	205	2				1,567
8		181	1,159	374	--				1,714
9		231	1,188	140	108				1,667
50		--	1,390	231	31	27			1,679
1		--	1,243	282	210	30			1,765
2		83	978	228	228	217			1,734
3		12	671	320	164	--			1,167
4		--	517	231	276	91			1,115
5		--	313	152	379	42			886
6		2	392	152	482	--			1,028
7			207	13	388	--	13		621
8			70	151	578	81	--		880
9			159	29	262	245	29		724
60			--	163	313	114	--		590
1			13	40	129	169	79	12	442
2			10	57	113	78	148	23	429
3				--	205	94	83	--	382
4				52	223	123	49	--	447
5				16	78	16	110	48	268
6				38	89	--	185	17	329
7				10	66	46	56	--	178
8					62	46	46	33	187
9						47	36	25	108
70						60	44	96	200
1						64	3	68	135
2						7	67	--	74
3						3	42	9	54
4							8	76	84
Total	789	3,353	12,772	3,451	4,510	1,600	998	407	27,880

Table 51. --Age-length composition of haddock landed from 5Z (East and West combined), March 1956, in hundreds of fish

Length (cm.)	Y e a r s o f a g e								Total
	2	3	4	5	6	7	8	9+	
37	55								55
8	22	6							28
9	92	55	19						166
40	103	58	39						200
1	69	70	174						313
2		127	128						255
3		16	409	93					518
4		254	253	212					719
5		560	560	--					1,120
6		223	815	156	123				1,317
7		329	1,004	242	2				1,577
8		142	1,022	383	--				1,547
9		267	1,201	157	120				1,745
50		--	1,218	241	--	32			1,491
1		--	1,010	197	189	4			1,400
2		45	656	166	156	135			1,158
3		10	848	369	148	--			1,375
4		--	537	202	424	96			1,259
5		--	543	153	376	36			1,108
6		9	615	199	487	2			1,312
7		14	294	135	418	--	14		875
8		10	159	220	413	62	--		864
9			204	65	292	270	28		859
60			5	129	243	76	2		455
1			16	57	176	234	114	16	613
2			11	49	104	71	130	19	384
3			--	--	284	109	85	--	478
4				26	112	61	24	--	223
5				27	100	27	120	47	321
6				14	48	--	77	11	150
7				20	66	28	47	--	161
8					32	21	20	13	86
9						7	11	14	32
70						40	10	36	86
1						31	7	46	84
2							--	--	--
3							--	--	--
4							11	--	11
5								--	--
6								11	11
7								11	11
8								41	41
9									
80									
Total	341	2,195	11,740	3,512	4,313	1,342	700	265	24,408

Table 52. --Age-length composition of haddock landed from 5Z (East and West combined), April 1956, in hundreds of fish

Length (cm.)	Y e a r s o f a g e								Total
	2	3	4	5	6	7	8	9+	
36	20								20
7	20								20
8	33	8							41
9	34	20	63	18					135
40	354	25	16	--					395
1	204	203	49	--					456
2		260	259	--					519
3		105	380	30					515
4		147	148	66					361
5		166	165	--					331
6		155	340	58	9				562
7		214	235	50	--				499
8		244	435	37	--				716
9		242	497	28	15				782
50		--	759	110	15	2			886
1		--	560	62	28	11			661
2		22	396	48	91	16			573
3		13	303	109	70	--			495
4		--	443	116	107	16			682
5		--	243	74	99	59			475
6		--	274	87	114	--			475
7		2	135	39	109	--	18		303
8		3	71	97	194	25	--		390
9			71	14	115	83	5		288
60			4	37	73	12	2		128
1			9	18	61	70	24	9	191
2			11	21	61	41	56	3	193
3				--	75	12	--	--	87
4				35	73	31	7	--	146
5				17	36	17	17	--	87
6				--	39	--	26	13	78
7				10	28	7	16	--	61
8					39	8	8	--	55
9						31	15	--	46
70						21	--	11	32
1						--	9	20	29
2						18	37	--	55
3						3	4	7	14
4							--	21	21
5							1	4	5
6								9	9
Total	665	1,829	5,866	1,181	1,451	483	245	97	11,817

Table 53. --Age-length composition of haddock landed from 5Z (East and West combined), May 1956, in hundreds of fish

Length (cm.)	Years of age								Total
	2	3	4	5	6	7	8	9+	
33	21								21
4	21								21
5	149								149
6	369								369
7	433	7							440
8	736	88							824
9	1,221	28							1,249
40	1,303	152							1,455
1	1,258	485	101						1,844
2	1,177	219	304						1,700
3	1,122	313	307	52					1,794
4	601	501	585	--					1,687
5	368	720	581	--	56				1,725
6	273	913	614	--	--				1,800
7	273	569	1,139	79	--				2,060
8	105	883	937	97	2	46			2,070
9		639	1,672	48	--	--			2,359
50		794	1,330	193	37	--			2,354
1		628	1,301	189	38	28			2,184
2		291	1,269	293	112	31			1,996
3		96	998	341	79	68	15		1,597
4		53	1,108	176	96	22	--		1,455
5		21	746	324	283	--	--		1,374
6		27	567	237	201	87	--		1,119
7		--	331	331	396	66	--		1,124
8		--	273	245	297	55	--		870
9		35	288	139	241	115	34		852
60		--	78	70	193	140	31		512
1		15	16	91	183	123	45		473
2			9	106	222	119	6	2	464
3			30	15	162	116	87	--	410
4			13	94	128	70	30	2	337
5			--	24	107	72	142	12	357
6			--	--	51	89	86	--	226
7			1	2	124	62	31	18	238
8			1	2	105	44	25	25	202
9				--	23	39	56	--	118
70				--	10	31	63	31	135
1				--	38	23	23	7	91
2				--	11	46	23	--	80
3				--	6	--	6	11	23
4				--	--	--	11	6	17
5				--	--	11	6	6	23
6				2	--	3	--	6	11
7						4	2	11	17
8						--	--	--	--
9						2	--	9	11
80							--	--	--
1							--	--	--
2								6	6
3								--	--
4								6	6
Total	9,430	7,477	14,599	3,150	3,201	1,512	722	158	40,249

Table 54. --Age-length composition of haddock landed from 5Z (East and West combined), June 1956, in hundreds of fish

Length (cm.)	Y e a r s o f a g e								Total
	2	3	4	5	6	7	8	9+	
35	104								104
6	221								221
7	590	39							629
8	611	69							680
9	1,310	33							1,343
40	1,812	199							2,011
1	1,623	572	140						2,335
2	1,363	248	323						1,934
3	1,324	310	354	43					2,031
4	943	781	913	--					2,637
5	650	703	520	--	32				1,905
6	373	1,162	805	1	--				2,341
7	304	626	1,244	97	--				2,271
8	107	941	1,028	104	--	52			2,232
9		650	1,833	57	--	--			2,540
50		758	1,647	222	68	--			2,695
1		737	1,643	279	60	40			2,759
2		314	1,418	333	133	32			2,230
3		107	1,575	431	136	113	25		2,387
4		49	1,339	202	182	28	--		1,800
5		24	1,049	444	372	--	--		1,889
6		16	750	225	223	104	--		1,318
7		1	349	353	360	48	--		1,111
8		--	238	233	290	42	--		803
9		13	282	101	233	123	13		765
60		--	107	63	268	127	10		575
1		19	4	100	184	123	57		487
2			4	114	251	137	3	1	510
3			47	23	257	94	47	--	468
4			13	94	121	54	27	--	309
5			--	25	115	76	38	13	267
6			--	--	69	92	115	--	276
7			1	3	161	82	40	24	311
8				--	180	59	30	32	301
9				--	41	69	82	--	192
70				--	--	36	70	36	142
1				--	18	10	10	4	42
2				--	16	62	31	--	109
3				--	--	2	--	4	8
4				--	--	--	--	--	--
5				--	--	9	4	4	17
6				4	--	4	--	9	17
7						2	1	5	8
8						4		4	8
9						2		6	8
80								8	8
1								8	8
Total	11,335	8,371	17,626	3,551	3,772	1,624	605	158	47,042

Table 55. --Age-length composition of haddock landed from 5Z (East and West combined), July 1956, in hundreds of fish

Length (cm.)	Y e a r s o f a g e								Total
	2	3	4	5	6	7	8	9+	
32	16								16
3	37								37
4	89								89
5	168								168
6	335								335
7	518	59							577
8	875	85							960
9	1,186	65							1,251
40	1,341	136							1,477
1	1,256	359	124						1,739
2	929	179	315						1,423
3	904	449	277	103					1,733
4	498	532	702	--					1,732
5	236	780	662	--	74				1,752
6	176	1,223	579	--	--				1,978
7	231	485	1,078	54	--				1,848
8	38	742	881	96	--	77			1,834
9		596	1,335	23	--	--			1,954
50		511	1,021	120	27	--			1,679
1		359	907	173	62	12			1,513
2		231	936	206	78	14			1,465
3		83	806	229	69	72	19		1,278
4		77	815	136	114	13	--		1,155
5		51	557	223	197	--	--		1,028
6		38	488	257	196	79	--		1,058
7		4	242	255	257	38	--		796
8		--	224	209	231	47	--		711
9		13	157	74	133	79	--		456
60		--	71	58	176	116	22		443
1		13	10	81	150	98	38		390
2			5	88	179	94	3	1	370
3			17	9	96	52	34	--	208
4			9	59	81	44	19	1	213
5			--	17	74	50	42	8	191
6			--	--	34	52	57	--	143
7			2	5	75	53	25	19	179
8			1	1	71	30	17	17	137
9				--	21	36	50	--	107
70				--	17	17	35	17	86
1				--	23	15	16	7	61
2				--	7	26	13	11	57
3				--	9	1	10	18	38
4				--		--	3	2	5
5				--		2	1	1	4
6				2		2	--	5	9
7						2	1	6	9
8						2		2	4
9								--	--
80								4	4
Total	8,833	7,070	12,221	2,478	2,451	1,123	405	119	34,700

Table 56. --Age-length composition of haddock landed from 5Z (East and West combined), August 1956, in hundreds of fish

Length (cm.)	Y e a r s o f a g e									Total
	1	2	3	4	5	6	7	8	9+	
33		29								29
4	26	32								58
5	--	88								88
6	1	225								226
7		530	117							647
8		942	--							942
9		1,605	430							2,035
40		1,598	584	117						2,299
1		2,612	108	110						2,830
2		2,319	185	88						2,592
3		2,564	794	108						3,466
4		2,031	1,001	124						3,156
5		2,076	370	478	69					2,993
6		1,524	962	333	1					2,820
7		1,049	618	582	--					2,249
8		1,380	1,121	603	--	50				3,154
9		523	768	1,153	88	--				2,532
50		166	249	1,161	275	--				1,851
1		134	522	808	312	82				1,858
2		124	89	1,333	159	71				1,776
3		--	338	772	131	155	25			1,421
4		--	115	839	149	172	22			1,297
5		68	121	526	245	149	50			1,159
6			41	382	198	67	14			702
7			26	385	180	52	--			643
8			25	300	99	37	12			473
9			20	193	75	144	63	44		539
60			--	141	70	58	49	8		326
1			--	77	50	98	--	--		225
2			--	65	41	26	41	9		182
3			--	--	22	103	--	31	10	166
4			--	--	14	128	--	--	--	142
5			--	--	19	56	3	--	--	78
6			--	13	25	25	15	13	2	93
7			--	--	--	94	13	--	--	107
8			17	--	1	1	19	--	17	55
9				--	--	17	--	17	17	51
70				--	--	8	4	1	1	14
1				--	--		7	--	2	9
2				3			7	--	--	10
3							5	--	--	5
4							4	3	2	9
5							--	--	--	--
6							2	2	1	5
7							--	--	--	--
8							3		2	5
Total	27	21,619	8,621	10,694	2,223	1,593	358	128	54	45,317

Table 57. --Age-length composition of haddock landed from 5Z (East and West combined), September 1956, in hundreds of fish

Length (cm.)	Y e a r s o f a g e									Total
	1	2	3	4	5	6	7	8	9+	
34	23	28								51
5		31								31
6		279								279
7		322	39							361
8		1,243	--							1,243
9		1,837	186							2,023
40		3,192	277	55						3,524
1		3,355	287	51						3,693
2		4,518	126	63						4,707
3		4,178	1,303	60						5,541
4		4,064	1,207	68						5,339
5		3,150	505	328	150					4,133
6		2,733	917	258	--					3,908
7		1,909	825	970	--					3,704
8		1,234	1,044	518	--	10				2,806
9		325	414	478	53	--				1,270
50		149	213	735	144	--				1,241
1		58	278	540	149	45				1,070
2		83	57	483	58	35				716
3		--	160	414	55	52	9			690
4		--	82	491	76	87	9			745
5		51	74	300	137	70	18			650
6			48	330	150	29	6			563
7			13	204	106	36	--			359
8			26	225	63	39	13			366
9			13	110	38	84	32	20		297
60			--	127	64	48	44	4		287
1			--	144	57	115	--	--		316
2			--	81	51	32	51	13		228
3			--	--	23	106	--	30	7	166
4			--	--	22	103	--	--	--	125
5			--	1	34	91	10	1	--	137
6			--	13	27	26	29	13	17	125
7			--			69	22	--	--	91
8			15			--	16	--	15	46
9						16	--	21	15	52
70						84	5	2	1	92
1						--	22	--	7	29
2						--	6	--	--	6
3						--	14	2	1	17
4						--	--	--	--	--
5						--	--	--	--	--
6						2	2	2	--	6
7							4	4	4	12
8									--	--
9									12	12
Total	23	32,739	8,109	7,047	1,457	1,179	312	112	79	51,057

Table 58. --Age-length composition of haddock landed from 5Z (East and West combined), October 1956, in hundreds of fish

Length (cm.)	Y e a r s o f a g e									Total
	1	2	3	4	5	6	7	8	9+	
34	12	16								28
5	5	197								202
6		377								377
7		387	96							483
8		874	--							874
9		1,340	345							1,685
40		1,656	563	113						2,332
1		2,999	140	117						3,256
2		2,707	171	87						2,965
3		2,458	760	99						3,317
4		2,117	1,090	142						3,349
5		1,977	341	483	64					2,865
6		1,346	784	293	--					2,423
7		994	599	570	1					2,164
8		631	580	309	--	25				1,545
9		298	387	544	53	--				1,282
50		114	206	746	175	--				1,241
1		87	333	484	212	57				1,173
2		94	67	666	105	50				982
3		--	223	429	54	54	9			769
4		--	70	537	104	122	17			850
5		16	83	369	171	98	31			768
6		64	31	301	127	35	7			565
7			21	314	146	42	--			523
8			28	238	68	42	14			390
9			17	132	50	98	30	15		342
60			--	103	52	41	37	5		238
1			--	88	44	89	--	--		221
2			--	52	35	18	34	2		141
3			--	--	24	99	--	26	1	150
4			--	--	6	97	--	--	--	103
5			--	--	24	71	--	--	--	95
6			--	12	24	24	12	12	--	84
7			--	--	--	54	13	--	--	67
8			16	--	1	2	20	--	16	55
9				--		17	--	22	16	55
70				--		16	--	--	--	16
1				--			18	--	18	36
2				14			27	--	--	41
3							11	--	--	11
4							4	4	3	11
5							1	1	1	3
6							1	1	1	3
7									--	--
8									--	--
9									--	--
80									3	3
Total	17	20,749	6,951	7,242	1,540	1,151	286	88	59	38,083

Table 59. --Age-length composition of haddock landed from 5Z (East and West combined), November 1956, in hundreds of fish

Length (cm.)	Years of age									Total
	1	2	3	4	5	6	7	8	9+	
33		25	1							26
4		--	--							--
5		24	2							26
6	28	99	8							135
7		174	92							266
8		452	--							452
9		597	23							620
40		1,017	--							1,017
1		1,456	--							1,456
2		1,491	170							1,661
3		1,564	--	104						1,668
4		1,852	117	--						1,969
5		1,597	54	4						1,655
6		1,385	195	5						1,585
7		765	115	238	2					1,120
8		729	165	155	117					1,166
9		178	231	211	9					629
50		157	322	343	102	4				928
1		167	544	164	39	--				914
2		66	162	377	144	8				757
3		21	106	335	125	60				647
4			76	428	155	26				685
5			143	247	169	42				601
6			12	356	174	76	29			647
7			17	345	179	52	17			610
8			21	198	138	86	34	10		487
9			--	176	137	106	28	--		447
60			10	113	62	103	91	--		379
1			--	90	127	98	25	25	12	377
2			7	62	54	67	34	14	--	238
3				43	50	86	28	--	--	207
4				12	37	101	12	12	--	174
5				10	40	40	40	19	--	149
6				22	22	70	40	3	3	160
7					8	22	45	--	--	75
8					31	46	31	8	--	116
9					--	19	39	--	--	58
70					--	59	7	6	5	77
1					6	23	17	--	--	46
2						12	6	13	6	37
3						--	25	25	12	62
4						15	5	5	--	25
5							--	17	--	17
6							3	3	6	12
7							--	--	8	8
8							12	--	--	12
9							2	--	2	4
80								--	--	--
1								--	--	--
2								19	19	19
Total	28	13,816	2,593	4,038	1,927	1,221	570	160	73	24,426

Table 60. --Age-length composition of haddock landed from 5Z (East and West combined), December 1956, in hundreds of fish

Length (cm.)	Y e a r s o f a g e									Total
	1	2	3	4	5	6	7	8	9+	
35		41	4							45
6	8	131	21							160
7		171	63							234
8		440	--							440
9		832	20							852
40		1,047	--							1,047
1		1,689	--							1,689
2		1,327	162							1,489
3		1,635	35	88						1,758
4		1,278	79	--						1,357
5		1,589	74	7	1					1,671
6		1,189	140	3	--					1,332
7		716	170	240	7					1,133
8		662	94	79	40					875
9		262	206	218	4					690
50		192	257	262	96	2				809
1		197	467	188	50	--				902
2		126	260	405	138	13				942
3		28	139	334	137	60				698
4			78	485	155	37				755
5			184	332	224	57				797
6			15	400	173	79	33			700
7			18	370	169	59	18			634
8			24	232	147	89	24	12		528
9			--	263	201	169	47	--		680
60			10	111	61	101	124	--		407
1			--	103	130	76	19	19	9	356
2			9	85	92	129	47	19	--	381
3				53	98	105	71	--	--	327
4				13	37	119	12	30	--	211
5				10	40	41	41	20	--	152
6				16	16	47	23	--	--	102
7					10	32	63	--	--	105
8					22	32	21	5	--	80
9					--	27	53	--	--	80
70					--	44	--	--	--	44
1					5	20	15	--	--	40
2						10	5	10	4	29
3						--	13	13	7	33
4						15	5	5	--	25
5							--	11	--	11
6							1	1	2	4
7							--		4	4
8							4		--	4
9							2		2	4
80									--	--
1									--	--
2									--	--
3									--	--
4									--	--
5									--	--
6									4	4
Total	8	13,552	2,529	4,297	2,053	1,363	641	145	32	24,620

Table 61. --Age-length composition of haddock landed from 5Z (East and West combined), January 1957, in hundreds of fish

Length (cm.)	Years of age									Total
	1	2	3	4	5	6	7	8	9+	
35		29	4							33
6	4	26	3							33
7		64	26							90
8		98	--							98
9		191	5							196
40		441	--							441
1		637	--							637
2		676	54							730
3		816	--	30						846
4		865	53	--						918
5		935	24	1						960
6		782	107	1						890
7		624	102	179	1					906
8		429	83	76	54					642
9		240	248	233	11	1				733
50		132	188	187	36	2				545
1		146	413	97	24	--				680
2		70	147	281	113	7				618
3		28	122	323	118	59				650
4			81	445	162	28				716
5			84	276	193	80				633
6			12	361	179	76	34			662
7			12	249	191	44	12			508
8			23	230	185	135	56	11		640
9			--	200	155	122	31	--		508
60			8	93	52	85	118	--		356
1			--	63	89	72	18	18	9	269
2			7	62	51	75	34	14	--	243
3				48	87	97	64	--	--	296
4				15	46	145	15	37	--	258
5				7	29	29	42	27	--	134
6				19	20	63	40	4	4	150
7					5	15	51	--	--	71
8					29	43	45	23	--	140
9					--	14	33	5	--	52
70					--	34	3	3	3	43
1					5	21	17	--	10	53
2						14	9	16	8	47
3						--	5	5	3	13
4						15	7	10	4	36
5							--	2	3	5
6							--	1	4	5
7							--		8	8
8							9	--	--	9
9							4		4	8
80									8	8
Total	4	7,229	1,806	3,476	1,835	1,276	647	176	68	16,517

Table 62. --Age-length composition of haddock landed from 5Z (East and West combined), 1956 Haddock Year, in hundreds of fish

Length (cm.)	Years of age									Total
	1	2	3	4	5	6	7	8	9+	
32		16								16
3		126	3							129
4	61	186	--							247
5	5	859	21							885
6	41	2,128	40							2,209
7		3,373	653							4,026
8		6,493	391							6,884
9		10,377	1,299	211	53					11,940
40		14,087	2,098	409	--					16,594
1		17,228	2,295	1,258	--					20,781
2		16,507	2,307	1,972	--					20,786
3		16,565	4,152	2,808	427					23,952
4		14,249	6,172	3,345	524					24,290
5		12,578	4,944	4,428	285	162				22,397
6		9,781	7,087	4,985	395	256				22,504
7		6,865	5,125	8,366	738	4				21,098
8		5,315	6,220	7,202	1,302	87	175			20,301
9		1,826	4,879	10,563	671	244	--			18,183
50		910	3,498	10,799	1,945	186	61			17,399
1		789	4,281	8,945	1,968	771	125			16,879
2		563	1,768	9,198	1,991	982	445			14,947
3		77	1,409	7,808	2,419	1,106	296	59		13,174
4		--	681	7,984	1,864	1,671	314	--		12,514
5		135	785	5,501	2,509	2,202	236	--		11,368
6		64	251	5,216	2,158	2,065	395	--		10,149
7			128	3,425	2,097	2,213	199	45		8,107
8			160	2,458	1,855	2,431	465	33		7,402
9			111	2,235	1,078	1,999	1,146	188		6,757
60			28	953	881	1,702	1,048	84		4,696
1			47	633	884	1,431	879	419	67	4,360
2			23	457	759	1,277	781	417	49	3,763
3			--	238	351	1,675	640	423	18	3,345
4			--	75	522	1,431	422	235	3	2,688
5			--	28	312	838	394	536	128	2,236
6			--	95	186	585	392	591	67	1,916
7			--	4	73	806	485	215	61	1,644
8			48	2	87	613	360	182	168	1,460
9			--	--	--	195	354	315	87	951
70			--	--	--	272	224	234	237	967
1			--	--	16	143	239	68	189	655
2				17	--	70	219	210	29	545
3				--	--	17	80	109	72	278
4				--	--	45	25	60	114	244
5				--	--	--	23	43	19	85
6					8	2	18	10	54	92
7							12	8	57	77
8							34		49	83
9							12		35	47
80									23	23
1									8	8
2									25	25
3									--	--
4									6	6
5									--	--
6									4	4
Total	107	141,097	60,904	111,618	28,358	27,481	10,498	4,484	1,569	386,116

Table 63. --Age-length composition of haddock landed from 5Y North, Spring 1956,
in hundreds of fish

Length (3 cm. groups)	Y e a r s o f a g e							Total
	3	4	5	6	7	8	9+	
33	42							42
6	443							443
9	634	211						845
42	734	661						1,395
5	558	766	70					1,394
8	156	1,147	140					1,443
51	134	1,347	148	150	29			1,808
4	41	478	271	182	80	20		1,072
7		227	250	457	114	--		1,048
60		72	97	363	97	48		677
3			50	276	100	--	25	451
6			60	76	75	15	15	241
9			12	24	36		24	96
Total	2,742	4,909	1,098	1,528	531	83	64	10,955

Table 64. --Age-length composition of haddock landed from 5Y North, Summer 1956,
in hundreds of fish

Length (3 cm. groups)	Y e a r s o f a g e								Total
	2	3	4	5	6	7	8	9+	
36	6	6							12
9	26	59							85
42		227	59						286
5		236	409	7					652
8		92	541	85					718
51		43	435	145	36				659
4		20	221	143	74	62			520
7		7	124	153	127	14		7	432
60		6	12	74	126	69	40	--	327
3				52	65	73	26	--	216
6				10	35	55	15	15	130
9				5	24	28	10	10	77
72					11	16	7	7	41
5							--	21	21
8							1	1	2
Total	32	696	1,801	674	498	317	99	61	4,178

Table 65. --Age-length composition of haddock landed from 5Y North, Fall 1956,
in hundreds of fish

Length (3 cm. groups)	Y e a r s o f a g e								Total
	2	3	4	5	6	7	8	9+	
36	16								16
9	50	28							78
42	26	96							122
5	4	73	51	2	1				131
8	2	53	160	13	--				228
51		59	190	56	--				305
4		20	161	62	23	3			269
7		7	62	54	51	14	3		191
60		5	47	41	49	5	3	3	153
3			5	34	54	14	5	--	112
6			1	10	30	22	4	4	71
9				5	11	15	5	5	41
72				3	4	3	2	4	16
5					1	5	1	4	11
8								1	1
Total	98	341	677	280	224	81	23	21	1,745

Table 66. --Age-length composition of haddock landed from 5Y North, Winter 1956,
in hundreds of fish

Length (3 cm. groups)	Y e a r s o f a g e							Total
	2	3	4	5	6	7	8	
36	5	4						9
9	30	--						30
42	60	7						67
5		142	14					156
8		119	85	11				215
51		80	159	--				239
4		44	172	21				237
7		21	104	43		7		175
60			32	49	16	--	16	113
3				42	21	21	--	84
6				27	21	21	--	69
9				6	16		--	22
72					11		6	17
5					7			7
Total	95	417	566	199	92	49	22	1,440

Table 67. --Age-length composition of haddock landed from 5Y North, 1956 Haddock Year,
in hundreds of fish

Length (3 cm. groups)	Y e a r s o f a g e								Total
	2	3	4	5	6	7	8	9+	
33		42							42
6	27	453							480
9	106	721	211						1,038
42	86	1,064	720						1,870
5	4	1,009	1,240	79	1				2,333
8	2	420	1,933	249	--				2,604
51		316	2,131	349	186	29			3,011
4		125	1,032	497	279	145	20		2,098
7		35	517	500	635	149	3	7	1,846
60		11	163	261	554	171	107	3	1,270
3			5	178	416	208	31	25	863
6			1	107	162	173	34	34	511
9				28	75	79	15	39	236
72				3	26	19	15	11	74
5					8	5	1	25	39
8							1	2	3
Total	225	4,196	7,953	2,251	2,342	978	227	146	18,318

Table 68. --Age-length composition of haddock landed from 5Y South, Spring 1956,
in hundreds of fish

Length (3 cm. groups)	Y e a r s o f a g e							Total
	3	4	5	6	7	8	9+	
30	7							7
3	--							--
6	42							42
9	289	82						371
42	384	691	43					1,118
5	403	1,978	148	3	1	1		2,534
8	312	3,127	220	145	30	--		3,834
51	75	1,525	634	477	185	34		2,930
4	20	806	372	539	124	--		1,861
7	7	391	317	504	205	38		1,462
60		109	186	509	220	67		1,091
3			105	316	158	70		649
6			75	111	75	25		286
9				52	70	18	35	175
72				29	28		--	57
5							19	19
8							4	4
81							4	4
Total	1,539	8,709	2,100	2,685	1,096	253	62	16,444

Table 69. --Age-length composition of haddock landed from 5Y South, Summer 1956,
in hundreds of fish

Length (3 cm. groups)	Y e a r s o f a g e						Total
	3	4	5	6	7	8	
39	6	12					18
42	52	60					112
5	31	428					459
8	--	410					410
51	--	--	123	254	62		439
4	40	81	162	83	42		408
7		217	48	121	48		434
60		26	51	116	31	13	237
3			20	102	142	--	264
6			28	70	83	--	181
9			55	--	28	--	83
72				38	--	--	38
5					2	2	4
Total	129	1,234	487	784	438	15	3,087

Table 70. --Age-length composition of haddock landed from 5Y South, Fall 1956,
in hundreds of fish

Length (3 cm. groups)	Y e a r s o f a g e								Total
	2	3	4	5	6	7	8	9+	
36		16							16
9	5	58							63
42	57	134	114	38					343
5	--	241	723	80					1,044
8	--	374	830	259	106				1,569
51	12	23	576	471	47				1,129
4		118	302	192	74	74		15	775
7		56	225	323	140	28		14	786
60			134	253	134	90	29	--	640
3			31	104	189	104	10	10	448
6				111	78	78	--	63	330
9				13	13	33	20	7	86
72						59			59
5						14			14
8						7			7
Total	74	1,020	2,935	1,844	781	487	59	109	7,309

Table 71. --Age-length composition of haddock landed from 5Y South, Winter 1956,
in hundreds of fish

Length (3 cm. groups)	Y e a r s o f a g e								Total
	2	3	4	5	6	7	8	9+	
39	9								9
42	113	19							132
5	94	212	23						329
8	21	407	246	43					717
51		246	439	11					696
4			223	73	55				351
7			118	54	65				237
60			41	72	31				144
3			11	34	46				91
6				15	22				45
9				19			8		37
72							2	2	5
5							2		2
Total	237	884	1,101	321	219	30	2	1	2,795

Table 72. --Age-length composition of haddock landed from 5Y South, 1956 Haddock Year,
in hundreds of fish

Length (3 cm. groups)	Y e a r s o f a g e								Total
	2	3	4	5	6	7	8	9+	
30		7							7
3		--							--
6		58							58
9	14	353	94						461
42	170	589	865	81					1,705
5	94	887	3,152	228	3	1	1		4,366
8	21	1,093	4,613	522	251	30	--		6,530
51	12	344	2,540	1,239	778	247	34		5,194
4		178	1,412	799	751	240	--	15	3,395
7		63	951	742	830	281	38	14	2,919
60			310	562	790	341	109	--	2,112
3			42	263	653	404	80	10	1,452
6				229	281	244	25	63	842
9				87	65	149	38	42	381
72					67	89	2	1	159
5						18	2	19	39
8						7		4	11
81								4	4
Total	311	3,572	13,979	4,752	4,469	2,051	329	172	29,635

Table 73. --Age-length composition of haddock landed from 5Y (North and South combined) Spring 1956, in hundreds of fish

Length (3-cm. groups)	Years of age								Total
	2	3	4	5	6	7	8	9+	
30	7								7
33		42							42
36		485							485
39		923	293						1,216
42		1,118	1,352	43					2,513
45		961	2,744	218	3	1	1		3,928
48		468	4,274	360	145	30	--		5,277
51		209	2,872	782	627	214	34		4,738
54		61	1,284	643	721	204	20		2,933
57		7	618	567	961	319	38		2,510
60			181	283	872	317	115		1,768
63				155	592	258	70	25	1,100
66				135	187	150	40	15	527
69				12	76	106	18	59	271
72					29	28		--	57
75								19	19
78								4	4
81								4	4
Total	7	4,274	13,618	3,198	4,213	1,627	336	126	27,399

Table 74. --Age-length composition of haddock landed from 5Y (North and South combined) Summer 1956, in hundreds of fish

Length (3-cm. groups)	Years of age								Total
	2	3	4	5	6	7	8	9+	
27									
30									
33									
36	6	6							12
39	26	65	12						103
42		279	119						398
45		267	837	7					1,111
48		92	951	85					1,128
51		43	435	268	290	62			1,098
54		60	302	305	157	104			928
57		7	341	201	248	62		7	866
60		6	38	125	242	100	53	--	564
63				72	167	215	26	--	480
66				38	105	138	15	15	311
69				60	24	56	10	10	160
72					49	16	7	7	79
75						2	2	21	25
78							1	1	2
81									
Total	32	825	3,035	1,161	1,282	755	114	61	7,265

Table 75.--Age-length composition of haddock landed from 5Y (North and South combined) Fall 1956, in hundreds of fish

Length (3-cm. groups)	Years of age								Total
	2	3	4	5	6	7	8	9+	
33									
36	16	16							32
39	55	86							141
42	83	230	114	38					465
45	4	314	774	82	1				1,175
48	2	427	990	272	106				1,797
51	12	82	766	527	47				1,434
54		138	463	254	97	77		15	1,044
57		63	287	377	191	42	3	14	977
60		5	181	294	183	95	32	3	793
63			36	138	243	118	15	10	560
66			1	121	108	100	4	67	401
69				18	24	48	25	12	127
72				3	4	62	2	4	75
75					1	19	1	4	25
78						7		1	8
81									
Total	172	1,361	3,612	2,124	1,005	568	82	130	9,054

Table 76. --Age-length composition of haddock landed from 5Y (North and South combined) Winter 1956, in hundreds of fish

Length (3-cm. groups)	Years of age								Total
	2	3	4	5	6	7	8	9+	
36	5	4							9
39	39	--							39
42	173	26							199
45	94	354	37						485
48	21	526	331	54					932
51		326	598	11					935
54		44	395	94	55				588
57		21	222	97	65	7			412
60			73	121	47	--	16		257
63			11	76	67	21	--		175
66				42	43	29	--		114
69				25	16	18	--		59
72					11	2	8	1	22
75					7	2			9
78									
81									
Total	332	1,301	1,667	520	311	79	24	1	4,235


Table 77. -- Age-length composition of haddock landed from 5Y (North and South combined) 1956 Haddock Year, in hundreds of fish

Length (3-cm. groups)	Years of age									Total
	2	3	4	5	6	7	8	9+		
30	7									7
33	--	42								42
36	27	511								538
39	120	1,074	305							1,499
42	256	1,653	1,585	81						3,575
45	98	1,896	4,392	307	4	1	1			6,699
48	23	1,513	6,546	771	251	30	--			9,134
51	12	660	4,671	1,588	964	276	34			8,205
54		303	2,444	1,296	1,030	385	20	15		5,493
57		98	1,468	1,242	1,465	430	41	21		4,765
60		11	473	823	1,344	512	216	3		3,382
63			47	441	1,069	612	111	35		2,315
66			1	336	443	417	59	97		1,353
69				115	140	228	53	81		617
72				3	93	108	17	12		233
75					8	23	3	44		78
78						7	1	6		14
81								4		4
Total	543	7,761	21,932	7,003	6,811	3,029	556	318		47,953

Table 78. --Haddock abundance (catch-per-day, 100's of pounds), fishing effort (standard trawler days fished) and catch (100's of pounds landed) for 5Z, 1956 Haddock Year (see text for explanation)

Seasons and months	5Z East			5Z West			5Z Total		
	Catch per day	Catch	Days fished	Catch per day	Catch	Days fished	Catch per day	Catch	Days fished
SPRING									
Feb	178	58,642	329	65	24,749	381	117	83,391	710
Mar	171	50,821	297	124	23,851	192	153	74,672	489
Apr	140	7,777	56	134	24,625	184	135	32,402	240
Total	172	117,240	682	124	73,225	591	150	190,465	1273
SUMMER									
May	141	31,760	225	133	67,927	511	135	99,687	736
June	111	28,745	259	138	81,857	593	130	110,602	852
July	106	42,292	399	92	39,068	425	99	81,360	824
Total	117	102,797	879	127	188,852	1486	123	291,649	2365
FALL									
Aug	112	45,706	408	145	53,417	368	128	99,123	776
Sept	128	22,583	176	166	83,640	504	156	106,223	680
Oct	139	36,079	260	143	46,391	324	141	82,470	584
Total	126	104,368	828	152	183,448	1207	141	287,816	2035
WINTER									
Nov	156	17,135	110	240	45,630	190	209	62,765	300
Dec	174	14,897	86	64	49,843	779	75	64,740	865
Jan	63	12,301	195	174	35,311	203	120	47,612	398
Total	120	44,333	369	174	130,784	752	156	175,117	1121
YEAR	134	368,738	2758	144	576,309	4036	139	945,047	6794

MBL WHOI Library - Serials



5 WHSE 01503

