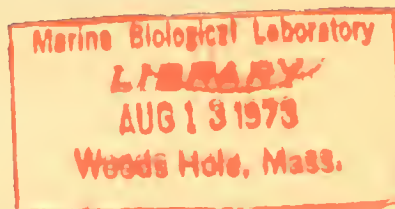


A UNITED STATES  
DEPARTMENT OF  
**COMMERCE**  
PUBLICATION



# NOAA Technical Report NMFS CIRC-383

U.S. DEPARTMENT OF COMMERCE  
National Oceanic and Atmospheric Administration  
National Marine Fisheries Service



## Fishery Publications, Calendar Year 1965: Lists and Indexes

LEE C. THORSON and MARY ELLEN ENGETT

## NOAA TECHNICAL REPORTS

### National Marine Fisheries Service, Circulars


The major responsibilities of the National Marine Fisheries Service (NMFS) are to monitor and assess the abundance and geographic distribution of fishery resources, to understand and predict fluctuations in the quantity and distribution of these resources, and to establish levels for optimum use of the resources. NMFS is also charged with the development and implementation of policies for managing national fishing grounds, development and enforcement of domestic fisheries regulations, surveillance of foreign fishing off United States coastal waters, and the development and enforcement of international fishery agreements and policies. NMFS also assists the fishing industry through marketing service and economic analysis programs, and mortgage insurance and vessel construction subsidies. It collects, analyses, and publishes statistics on various phases of the industry.

The NOAA Technical Report NMFS CIRC series continues a series that has been in existence since 1941. The Circulars are technical publications of general interest intended to aid conservation and management. Publications that review in considerable detail and at a high technical level certain broad areas of research appear in this series. Technical papers originating in economics studies and from management investigations appear in the Circular series.

NOAA Technical Reports NMFS CIRC are available free in limited numbers to governmental agencies, both Federal and State. They are also available in exchange for other scientific and technical publications in the marine sciences. Individual copies may be obtained (unless otherwise noted) from NOAA Publications Section, Rockville, Md. 20852. Recent Circulars are:

315. Synopsis of biological data on the chum salmon, *Oncorhynchus keta* (Walbaum) 1792. By Richard G. Bakkala. March 1970, iii + 89 pp., 15 figs., 51 tables.
319. Bureau of Commercial Fisheries Great Lakes Fishery Laboratory, Ann Arbor, Michigan. By Bureau of Commercial Fisheries. March 1970, 8 pp., 7 figs.
330. EASTROPAC Atlas: Vols. 4, 2. Catalog No. I 49.4:330/(vol.) 11 vols. (\$4.75 each). Available from the Superintendent of Documents, Washington, D.C. 20402.
331. Guidelines for the processing of hot-smoked chub. By H. L. Seagran, J. T. Graikoski, and J. A. Emerson. January 1970, iv + 23 pp., 8 figs., 2 tables.
332. Pacific hake. (12 articles by 20 authors.) March 1970, iii + 152 pp., 72 figs., 47 tables.
333. Recommended practices for vessel sanitation and fish handling. By Edgar W. Bowman and Alfred Larsen. March 1970, iv + 27 pp., 6 figs.
335. Progress report of the Bureau of Commercial Fisheries Center for Estuarine and Menhaden Research, Pesticide Field Station, Gulf Breeze, Fla., fiscal year 1969. By the Laboratory staff. August 1970, iii + 33 pp., 29 figs., 12 tables.
336. The northern fur seal. By Ralph C. Baker, Ford Wilke, and C. Howard Baltzo. April 1970, iii + 19 pp., 13 figs.
337. Program of Division of Economic Research, Bureau of Commercial Fisheries, fiscal year 1969. By Division of Economic Research. April 1970, iii + 29 pp., 12 figs., 7 tables.
338. Bureau of Commercial Fisheries Biological Laboratory, Auke Bay, Alaska. By Bureau of Commercial Fisheries. June 1970, 8 pp., 6 figs.
339. Salmon research at Ice Harbor Dam. By Wesley J. Ebel. April 1970, 6 pp., 4 figs.
340. Bureau of Commercial Fisheries Technological Laboratory, Gloucester, Massachusetts. By Bureau of Commercial Fisheries. June 1970, 8 pp., 8 figs.
341. Report of the Bureau of Commercial Fisheries Biological Laboratory, Beaufort, N.C., for the fiscal year ending June 30, 1968. By the Laboratory staff. August 1970, iii + 24 pp., 11 figs., 16 tables.
342. Report of the Bureau of Commercial Fisheries Biological Laboratory, St. Petersburg Beach, Florida, fiscal year 1969. By the Laboratory staff. August 1970, iii + 22 pp., 20 figs., 8 tables.
343. Report of the Bureau of Commercial Fisheries Biological Laboratory, Galveston, Texas, fiscal year 1969. By the Laboratory staff. August 1970, iii + 39 pp., 28 figs., 9 tables.
344. Bureau of Commercial Fisheries Tropical Atlantic Biological Laboratory progress in research 1965-69, Miami, Florida. By Ann Weeks. October 1970, iv + 65 pp., 53 figs.
346. Sportsman's guide to handling, smoking, and preserving Great Lakes coho salmon. By Shearon Dudley, J. T. Graikoski, H. L. Seagran, and Paul M. Earl. September 1970, iii + 28 pp., 15 figs.
347. Synopsis of biological data on Pacific ocean perch, *Sebastes alutus*. By Richard L. Major and Herbert H. Shippen. December 1970, iii + 38 pp., 31 figs., 11 tables.

Continued on inside back cover.



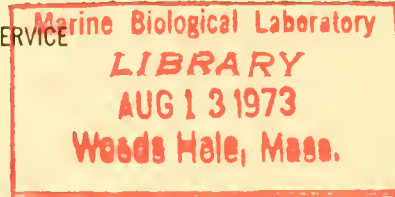
U.S. DEPARTMENT OF COMMERCE

Frederick B. Dent, Secretary

NATIONAL OCEANIC AND ATMOSPHERIC ADMINISTRATION

Robert M. White, Administrator

NATIONAL MARINE FISHERIES SERVICE



NOAA Technical Report NMFS CIRC-383

**Fishery Publications,  
Calendar Year 1965:  
Lists and Indexes**

LEE C. THORSON and MARY ELLEN ENGETT

SEATTLE, WA

JULY 1973

For sale by the Superintendent of Documents, U.S. Government Printing Office  
Washington, D.C. 20402 - Price 30 cents

The National Marine Fisheries Service (NMFS) does not approve, recommend or endorse any proprietary product or proprietary material mentioned in this publication. No reference shall be made to NMFS, or to this publication furnished by NMFS, in any advertising or sales promotion which would indicate or imply that NMFS approves, recommends or endorses any proprietary product or proprietary material mentioned herein, or which has as its purpose an intent to cause directly or indirectly the advertised product to be used or purchased because of this NMFS publication.

## CONTENTS

	Page
INTRODUCTION .....	1
LISTS .....	1
Circular .....	1
Data Report .....	3
Fishery Industrial Research .....	3
Fishery Leaflet .....	4
Special Scientific Report—Fisheries .....	5
AUTHOR INDEX .....	6
SUBJECT INDEX .....	6
INDEX BY MARSDEN SQUARES .....	11

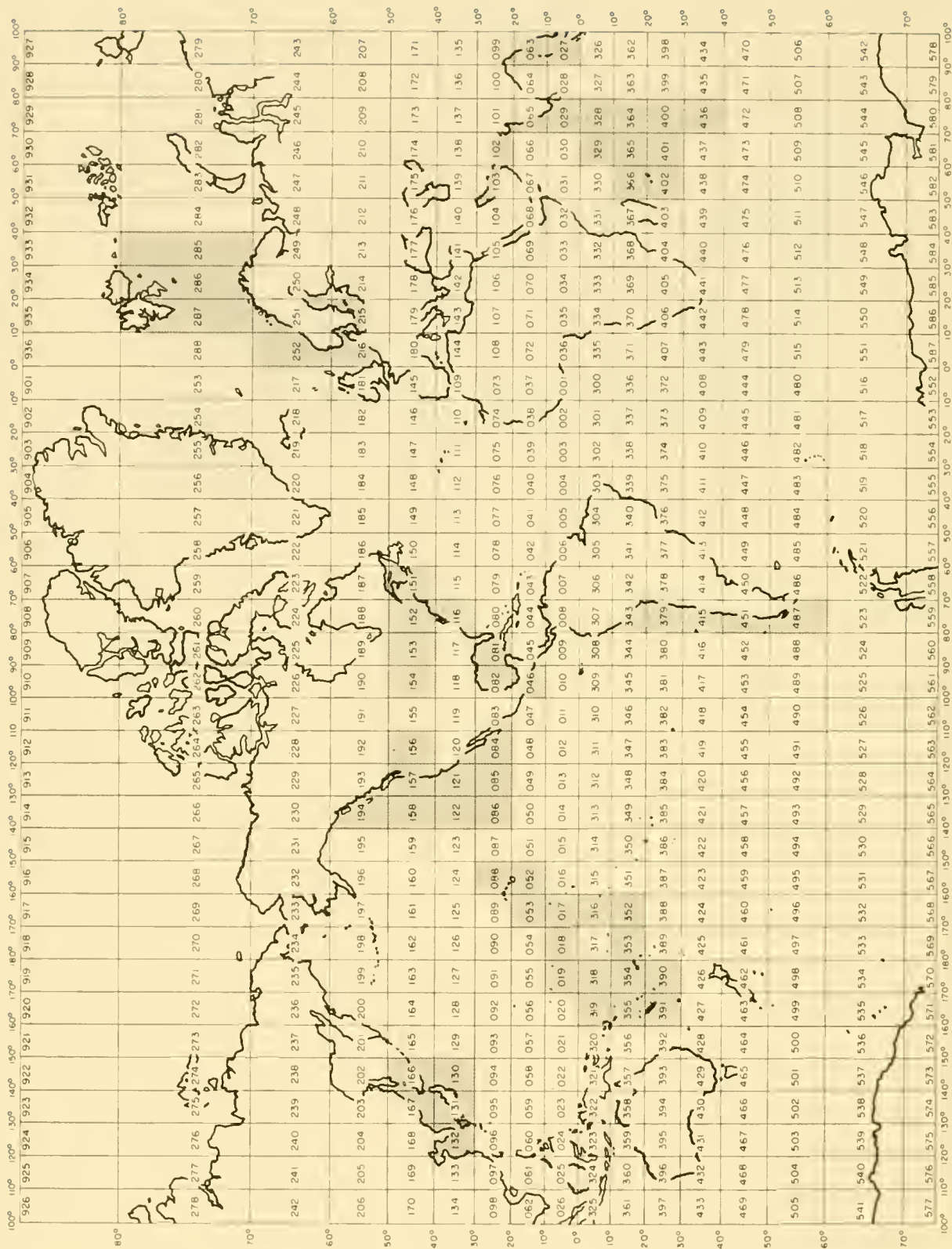


FIGURE 1.—Marsden square grid showing geographic areas (shaded) covered by fishery publications, calendar year 1965.

# FISHERY PUBLICATIONS, CALENDAR YEAR 1965: LISTS AND INDEXES

By

LEE C. THORSON and MARY ELLEN ENGETT

Scientific Publications Staff  
National Marine Fisheries Service

## ABSTRACT

The following series of fishery publications of the National Marine Fisheries Service, National Oceanic and Atmospheric Administration (until October, 1970 the Bureau of Commercial Fisheries of the U.S. Fish and Wildlife Service) in calendar year 1965 are listed numerically (with abstracts) and indexed by author, subject, and geographic area: Circular, Data Report, Fishery Industrial Research, Fishery Leaflet, and Special Scientific Report—Fisheries.

## INTRODUCTION

This document provides for calendar year 1965 numerical lists (with abstracts) and indexes by author, subject, and geographical area, the following series of publications of the National Marine Fisheries Service, National Oceanic and Atmospheric Administration, which until October 1970 was the Bureau of Commercial Fisheries of the U.S. Fish and Wildlife Service:

Circular  
Data Report  
Fishery Industrial Research  
Fishery Leaflet  
Special Scientific Report—Fisheries

The document is divided into four principal sections:

Numerical listing of series (with abstracts)  
Author index  
Subject index  
Index by Marsden squares

The last section has been included to afford easy access to the publications for those persons interested in specific geographical areas. Figure 1 shows the Marsden squares treated in the several publications.

The series abbreviations used in the indexes are:

Circular	C
Data Report	D
Fishery Industrial Research	FIR
Fishery Leaflet	FL
Special Scientific Report—Fisheries	S

## LISTS

### Circular

203. Field identification of the northeastern Pacific rockfish (*Sebastes*). By Charles R. Hitz. March 1965, 58 pp., 53 figs.  
(No abstract.)
204. Annual report of the Bureau of Commercial Fisheries Radiobiological Laboratory Beaufort, N.C. for the fiscal year ending June 30, 1963. By T. R. Rice. March 1965, iv + 44 pp., 34 figs., 17 tables.  
(No abstract.)
205. The American or Eastern oyster. By Victor L. Loosanoff. March 1965, iii + 36 pp., 25 figs., 1 table.  
(No abstract.)

206. Progress in 1962-63., U.S. Bureau of Commercial Fisheries Hawaii Area Biological Laboratory, Honolulu, Hawaii. By Staff, Biological Laboratory, Honolulu, Hawaii. February 1965, 31 pp., 33 figs., 1 table.  
(No abstract.)
207. The Pacific Northwest Region of the Bureau of Commercial Fisheries. Anonymous. April, 1965. (Revision of C 108.)  
(No abstract.)
208. A review of the Gulf of Mexico red snapper fishery. By James S. Carpenter. August 1965, iv + 35 pp., 26 figs., 3 tables.  
ABSTRACT  
The developments of the fishery (fourth most valuable fishery in the Gulf) are shown by the following comparisons:  
*Vessels.*—From a relatively small fleet of sail-driven schooners with live-wells for keeping fish to numerous diesel powered boats using ice for preserving the catch.  
*Fishing grounds.*—From areas lying close to the mainland (inside 40 fathoms) off Florida and the "Middle Grounds" southeast of Pensacola to the "Western Grounds" off Texas and the Campeche Banks off Mexico.  
*Gear, equipment, and fishing methods.*—From cotton handlines using the hand over hand technique to stainless steel lines with reels and improved terminal gear. From dead-reckoning and sounding techniques for navigation and locating fishable bottoms to modern electronic equipment, complete and accurate charts, and celestial navigation. From the generally ineffective cod gill nets, longlines, hoop nets, and fish traps for catching snapper to highly successful modified otter trawls.  
*Handling and marketing.*—From unsatisfactory fish handling techniques, resulting in poor quality fish, to greatly improved methods. From almost exclusive use of railroads for shipping fish iced in barrels to the predominant use of trucks for shipping boxes of iced fish.  
*Production.*—From good catches made per boat by the relatively small snapper fleet, producing moderate total landings, to decreased catches per boat for a much increased fleet, making greater total production.
214. Guide for buying fresh and frozen fish and shellfish. Anonymous. 1965, 20 tables.  
(No abstract.)
215. Annual report of the Bureau of Commercial Fisheries Biological Laboratory Beaufort, N.C. for the fiscal year ending June 30, 1964.  
By Kenneth A. Henry. June 1965, iii + 27 pp., 13 figs., 6 tables.  
(No abstract.)
217. Annual report of the Bureau of Commercial Fisheries Radiobiological Laboratory Beaufort, N.C. for the fiscal year ending June 30, 1964. By T. R. Rice. June 1965, iii + 34 pp., 24 figs., 12 tables.  
(No abstract.)
218. Fishery product inspection. Anonymous. April 1965, 10 p. pamphlet.  
(No abstract.)
222. Fish go in schools. By Bob Finley and Ann Davies. No date. 16 p. pamphlet.  
(No abstract.)
228. Sharks, skates, rays, and chimaeras. By J. R. Thompson and Stewart Springer. September 1965, iii + 18 pp., 10 figs., 2 tables.  
(No abstract.)
230. Biological Laboratory, Galveston, Tex. fishery research for the year ending June 30, 1964. By Milton J. Lindner and Joseph H. Kutkuhn. August 1965, iv + 109 pp., 81 figs., 5 tables.  
(No abstract.)
231. Annual report of the Bureau of Commercial Fisheries Technological Laboratory Gloucester, Mass. for the fiscal year ending June 30, 1963. By Joseph W. Slavin. September 1965, iii + 14 pp., 7 figs., 1 table.  
(No abstract.)
232. The Fishery-Oceanography Center, La Jolla, California. By Robert I. Clutter and Glenn A. Flittner (Editors). October 1965, 34 pp., 37 figs.  
(No abstract.)
233. The fisheries of Japan. By Sidney Shapiro. November 1965, iii + 25 pp., 17 figs., 13 tables.  
ABSTRACT  
Trends, developments, and statistical data are presented on important aspects of Japan's worldwide fisheries. Included are discussions of the principal types of fish and other aquatic products landed by the Japanese, areas in which species are caught, size and composition of the fishing fleet, fishermen's



organizations, marketing methods, the main uses to which fishery products are put, trends in international trade, and the structure of the Japanese fishing industry. Information is also presented on Government support to the fisheries and on international fishery agreements to which Japan is a party.

234. The fisheries of Chile. By Sidney Shapiro. November 1965, iii + 15 pp., 7 figs., 4 tables.

ABSTRACT

Trends and developments in the Chilean fisheries are discussed, with special emphasis given to the expanding fish reduction industry. Within a few years Chile has become one of the world's largest producers and exporters of fish meal and oil. Information is also presented on other exportable products, mainly shrimp and plated lobster (langostino), and on segments of the industry that produce for domestic consumption.

235. The fisheries of Norway. By Sidney Shapiro. November 1965, iii + 19 pp., 9 figs., 5 tables.

ABSTRACT

This report presents trends and developments in the Norwegian fisheries, the largest in Europe, excluding those of the U.S.S.R. Since domestic consumption uses only about one-eighth of fishery landings, the Norwegian fishing industry is dependent on maintaining a large export trade. The industry has encountered difficulties because of declining landings of cod and winter herring and because of competition in foreign markets. The Norwegian Government has committed itself to a policy of supporting fishermen's incomes so that they are on a level with the general wage level of the country. Support to the industry consists of subsidies, loans, and programs to modernize vessels, processing plants, and other facilities.

## Data Report

8. Southeastern Alaska sea surface temperatures, 1959-63. By Richard S. Williamson. April 1965, 41 pp. on 2 microfiche.

ABSTRACT

This report presents daily sea surface temperatures from nine observation points on the inside waters of Southeastern Alaska for the years 1959-63. The area covered is from northern Lynn Canal to Dixon Entrance.

9. Oceanographic observations, 1962, east coast of the United States. By Joseph Chase. June 1965, 181 pp. on 3 microfiche.

ABSTRACT

Daily water temperature and salinity observa-

tions for 1962 from 17 locations along the Atlantic seaboard are tabulated, plotted, and discussed.

## Fishery Industrial Research

- Vol. 2, No. 4. Technological investigations of pond-reared fish. 2—Extension of the shelf life of buffalofish products through use of antioxidants. By R. A. Greig. May 1965, pp. 1-4, 4 figs.

ABSTRACT

The effectiveness of antioxidants in delaying the onset of rancidity in smoked buffalofish "ribs" and in a reconstituted buffalofish product was studied. Smoked buffalofish ribs were treated with the antioxidant propyl gallate and stored at 33° to 36° and -5° to -1° F. The reconstituted product was treated with either the antioxidant nordihydroguaiaretic acid or Tenox 2 (a commercial mixture of antioxidants) and stored at -5° to -1° F.

By use of a thiobarbituric acid test and of sensory evaluation, the two fish products and appropriate control samples were periodically examined for the development of rancidity. In general, the results indicated significant retardation of rancidity in the treated products and a corresponding increased refrigerated shelf life.

- Vol. 2, No. 4. Economic aspects of the U.S. albacore fishing industry. By E. A. Hale and D. B. Ferrel. May 1965, pp. 5-43, 56 tables.

ABSTRACT

This study furnished data and other information on operating costs and on earnings of fishermen producing albacore.

- Vol. 2, No. 4. Frozen king crab (*Paralithodes camtschatica*) meat: Effect of processing conditions on fluids freed upon thawing. By Jeff Collins and Russel L. Brown. May 1965, pp. 45-53, 5 figs., 8 tables.

ABSTRACT

A study was made of a number of stages in the production of frozen cooked king crab meat. The amount of fluids freed upon thawing (FFT) was definitely related to the types of meat packed and the amount of water in the pack as affected by cooling in water and addition of flood water. Other production variables studied had little or no effect on FFT.

- Vol. 2, No. 4. Thiaminase activity in fish: An improved assay method. By R. H. Gnaedinger. May 1965, pp. 55-59, 2 figs.

ABSTRACT

An improved thiochrome procedure for determining the thiaminase activity of whole fish is described. Results are presented showing the appli-

cability of the method to various species of fish and to a mink diet. The method is quite sensitive.

Vol. 2, No. 4. Drip formation in fish. 3—Composition of drip from defrosted Pacific cod fillets. By David Miyauchi, John Spinelli, and John A. Dassow. May 1965, pp. 61-66, 1 table.

ABSTRACT

This paper, the third in a series on the formation of drip in fish, reports on (1) a comparison of the composition of free drip and centrifuge drip taken from paired lots of frozen Pacific cod fillets and (2) changes in the composition of drip taken from cod fillets after varying periods of storage at 0° and 20° F.

Vol. 3, No. 1. Occurrence of pomfret (*Brama japonica*) in the Northeastern Pacific Ocean. By Charles R. Hitz and Robert R. French. December 1965, pp. 1-7, 5 figs., 4 tables.

ABSTRACT

During investigations by the Bureau of Commercial Fisheries in the Northeastern Pacific, pomfret were found to be widely distributed, from north of Latitude 42° North and from Longitude 175° East to the coast of North America. Pomfret were taken mainly during August and September at surface-water temperatures of 11° to 14° C. The catches by the Bureau and others suggest that pomfret may occur in certain areas of the Northeastern Pacific in commercially harvestable quantities

Vol. 3, No. 1. Author index of publications and addresses — 1964 Bureau of Commercial Fisheries Branches of Economics and Technology and the Branch of Reports, Seattle. By Helen E. Plastino and Mary S. Fukuyama. December 1965, pp. 9-21.

(No abstract.)

Vol. 3, No. 1. Influence of temperature on the fatty acid pattern of muscle and organ lipids of the rainbow trout (*Salmo Gairdneri*). By Werner G. Knipprath and James F. Mead. December 1965, pp. 23-27, 2 tables.

ABSTRACT

Fatty acids of the total lipids of 2 groups of rainbow trout kept at different water temperatures were analyzed.

Both muscle and organ lipids tended to incorporate more highly unsaturated fatty acids at lower temperatures. The specific fatty acids that were incorporated, however, differed in the 2 types of tissues.

Vol. 3, No. 1. Costs and earnings of tropical tuna vessels based in California. By Roger E.

Green and Gordon C. Broadhead. December 1965, pp. 29-45, 15 figs., 8 tables.

ABSTRACT

This paper presents a method of estimating earnings of purse seiners, taking into account effects of vessel size and various tuna prices and rates of harvest on the economics of purse seining. Estimations are made of earnings to crew and net profit or loss to owners for a selected range of prices and catch rates for vessels in the size range 100 to 500 tons capacity. Optimum vessel sizes are examined from standpoints of both owner and crewman.

Vol. 3, No. 1. Amino acid composition of the alewife (*Alosa pseudoharengus*). By Mary H. Thompson and Robert N. Farragut. December 1965, pp. 47-53, 4 figs., 3 tables.

ABSTRACT

The amino acid and related compound of alewife samples collected from Lake Michigan was determined on a seasonal basis. Significant seasonal variations in total available nitrogen, ninhydrin-positive compounds, and protein amino acids are discussed in relation to the reproductive cycle of the alewife. Results are reported in terms of the concentration of the various nitrogenous compounds present in the whole fish.

### Fishery Leaflet

577. Haul seining in the Great Lakes. By William G. Gordon. May 1965, iii + 15 pp., 16 figs., 2 tables.

(No abstract.)

578. Haddock. By Albert C. Jensen. June 1965, 7 pp., 6 figs.

(No abstract.)

579. Castnets constructed of machine-made netting. By Hilton M. Floyd. July 1965, 13 pp., 15 figs.

(No abstract.)

580. Sea lamprey. By Lola T. Dees. August 1965, iii + 7 pp., 4 figs.

(No abstract.)

587. Graduate educational grants in aquatic sciences. Academic year 1966-67. Anonymous. October 1965, 5 pp., 3 figs.

(No abstract.)

588. List of fishery cooperatives in the United States, 1964-65. By Leslie D. McMullin. Revised August 1965, iii + 13 pp.

(No abstract.)

## Special Scientific Report—Fisheries

521. Bureau of Commercial Fisheries Symposium on Red Tide. By James E. Sykes. September 1965, 11 pp.

### ABSTRACT

In October 1964, the Bureau of Commercial Fisheries held a Red-Tide Symposium at St. Petersburg Beach, Fla. Purposes were to review progress on red-tide research in recent years, to exchange views on the nature of current investigations, and to determine where emphasis should be placed in further studies. Abstracts of presentations by 14 participating scientists are included in this report. Eleven areas of red-tide research were cited as needing attention in continuing studies.

522. Pelagic fur seal investigations, 1964. By Clifford H. Fiscus and Hiroshi Kajimura. November 1965, 47 pp., 4 figs., 8 app. A figs., 4 app. D figs., 8 tables, 17 app. A tables, 1 app. B table, 1 app. C table.

### ABSTRACT

The seventh year of pelagic research on the fur seal (*Callorhinus ursinus*), under the terms of the Interim Convention of North Pacific Fur Seals was carried out off California, Oregon, and Washington from 7 April to 1 June, and in the Bering Sea from 4 July to 8 September 1964. Seals collected off California totaled 305; off Oregon, 10; off Washington, 28; and in the Bering Sea, 533. Fewer seals were seen off California in April and May 1964 than during similar research in January to March in 1958, 1959, and 1961; young females formed a larger proportion of the collections in 1964 (21-30 percent) than in previous years (10, 9, and 15 percent); 76 percent of the total males taken in all 4 years off California were collected in 1964. Summer distribution of seals in the Bering Sea was similar to that in 1962 and 1963. Females, predominantly mature, made up 91 percent of the Bering Sea collections. The percentage of tagged seals in pelagic samples increased progressively from 0.9 in 1958 to 4.9 in 1964. A seal tagged by the U.S.S.R. and recovered by a U.S. vessel was collected on 28 August about 60 miles northeast of St. Paul Island. The pregnancy rate (76.4 percent) was lower than in previous years because samples were taken off California during a period when a higher proportion of nulliparous and nonpregnant females were present. Gooseneck barnacles (*Lepas* sp.) and algae (*Ectocarpus* sp.) growing on the guard hairs of seals were more common in the spring of 1964 than in winter collections of other years. Thirty-three food species were identified in 876 stomachs in 1964. *Merluccius productus* was the major food off California, Oregon, and Washington. Squids, *Clupea*

*harengus pallasi*, *Theragra chalcogrammus*, Bathylagidae, and *Mallotus villosus* were the leading foods in the Bering Sea.

523. Stream catalog of Southeastern Alaska Regulatory Districts Nos. 5, 6, 7, and 8. Edited by Carl Rosier, Norm Johnston, and Russell F. Orrell. August 1965, iii + 443 pp., 80 figs.

### ABSTRACT

Information about part of Southeastern Alaska salmon streams is cataloged from the voluminous records of the Alaska Department of Fish and Game; the Alaska Salmon Industry; the Fisheries Research Institute of the University of Washington; the U.S. Fish and Wildlife Service, Bureau of Commercial Fisheries; and other agencies. Stream descriptions, maps, and historical records of salmon escapement data are compiled for 130 salmon streams in Southeastern Alaska Regulatory Districts Nos. 5, 6, 7, and 8. Each stream is located geographically by latitude and longitude and by orientation to prominent landmasses. A standard numbering system, number designations formerly in use, and common names of each stream are listed. Physical descriptions are presented for the intertidal zone and the upstream area of each stream. Available records of weather, water temperatures, and information useful to ground and aerial stream surveyors are presented in brief form. The species of salmon utilizing the spawning grounds and estimates of the escapements each year for many years are given.

524. Stream catalog of Southeastern Alaska Regulatory District No. 9. Edited by Norman Johnston. September 1965, iii + 197 pp., 47 figs.

### ABSTRACT

Information about part of Southeastern Alaska salmon streams is cataloged from the voluminous records of the Alaska Department of Fish and Game; the Alaska Salmon Industry; The Fisheries Research Institute of the University of Washington; the U.S. Fish and Wildlife Service, Bureau of Commercial Fisheries; and other agencies. Stream descriptions, maps, and historical records of salmon escapement data are compiled for 53 salmon streams in Southeastern Alaska Regulatory District No. 9. Each stream is located geographically by latitude and longitude and by orientation to prominent landmasses. A standard numbering system, number designations formerly in use, and common names of each stream are listed. Physical descriptions are presented for the intertidal zone and the upstream area of each stream. Available records of weather, water temperatures, and information useful to ground and aerial stream surveyors are presented in brief form. The species of salmon using

the spawning grounds and estimates of the escapements each year for many years are given.

## AUTHOR INDEX

- Anonymous, C 206, C 207, C 214, C 218, FL 587
- Broadhead, Gordon C.—see Green and Broadhead  
Brown, Russel L.—see Collins and Brown
- Carpenter, James S., C 208  
Chase, Joseph, D 9  
Clutter, Robert I., and Glenn A. Flittner, C 232  
Collins, Jeff, and Russel L. Brown, FIR, v.2, p. 45
- Dassow, John A.—see Miyauchi et al.  
Davies, Ann—see Finley and Davies  
Dees, Lola T., FL 580
- Farragut, Robert N.—see Thompson and Farragut  
Ferrel, D. B.—see Hale and Ferrel  
Finley, Bob, and Ann Davies, C 222  
Fiscus, Clifford H., and Hiroshi Kajimura, S 522  
Flittner, Glenn A.—see Clutter and Flittner  
Floyd, Hilton M., FL 579  
Fukuyama, Mary—see Plastino and Fukuyama
- Gnaedinger, R. H., FIR, v.2, p. 55  
Gordon, William G., FL 577  
Green, Roger E., and Gordon C. Broadhead, FIR, v.3, p. 29  
Greig, R. A., FIR, v.2, p. 1
- Hale, E. A., and D. B. Ferrel, FIR, v.2, p. 5  
Henry, Kenneth A., C 215  
Hitz, Charles R., C 203  
Hitz, Charles R., and Robert R. French, FIR, v.3, p. 1
- Jensen, Albert C., FL 578  
Johnston, Norman, S 524  
Johnston, Norm—see Rosier et al.
- Kajimura, Hiroshi—see Fiscus and Kajimura  
Knipprath, Werner G., and James F. Mead, FIR, v.3, p. 23  
Kutkuhn, Joseph H.—see Lindner and Kutkuhn
- Lindner, Milton J., and Joseph H. Kutkuhn, C 230  
Loosanoff, Victor L., C 205
- McMullin, Leslie D., FL 588  
Mead, James F.—see Knipprath and Mead  
Miyauchi, David, John Spinelli, and John A. Dassow, FIR, v.2, p. 61
- Orrell, Russell—see Rosier et al.
- Plastino, Helen E., and Mary S. Fukuyama, FIR, v.3, p. 9
- Rice, T. R., C 204, C 217  
Rosier, Carl, Norm Johnston, and Russell F. Orrell, S 523

- Shapiro, Sidney, C 233, C 234, C 235  
Slavin, Joseph W., C 231  
Spinelli, John—see Miyauchi et al.  
Springer, Stewart—see Thompson and Springer  
Sykes, James E., S 521

- Thompson, J. R., and Stewart Springer, C 228  
Thompson, Mary H., and Robert N. Farragut, FIR, v.3, p. 47

- Williamson, Richard S., D 8

## SUBJECT INDEX

- Alaska  
southeastern  
stream catalog for Regulatory Districts Nos. 5, 6, 7, and 8, S 523  
stream catalog for Regulatory District No. 9, S 524
- Albacore  
operating costs and earnings of fishermen in the United States, FIR v. 2 no. 4, p. 5
- Albatross*—see Vessels
- Albatross IV*—see Vessels
- Albemarle Sound, North Carolina  
tagging and sampling, 1964, C 215
- Alewife  
amino acid composition, FIR v. 3 no. 1, p. 47
- Alosa pseudoharengus*—see Alewife
- Alosa sapidissima*—see American shad
- American oyster  
anatomy and physiology, C 205  
enemies, C 205  
environment, C 205  
growth, C 205  
industry, C 205  
reproduction, C 205  
sanitary control, C 205
- American shad  
fish-passage research, C 215
- Anchovy—see *Iwashi*
- Arlington*—see Vessels
- Atlantic menhaden  
biology and environmental studies, C 215
- Atlantic silverside  
effect of X-radiation on the gametes, C 204
- Bass—see Striped bass
- Beaufort, North Carolina, C 204, C 215, C 217

- Bigmouth buffalofish  
 ·extension of the shelf life of fish products through  
 use of antioxidants, FIR v. 2 no. 4, p. 1
- Black Douglas*—see Vessels
- Blue crab  
 ecology and physiology studies in North Carolina and  
 Florida, C 215
- Bottomfishes  
 importance in the Japanese fishery, C 233
- Brama japonica*—see Pacific pomfret
- Brevoortia patronus*—see Gulf menhaden
- Brevoortia tyrannus*—see Atlantic menhaden
- Anton Bruun*—see Vessels
- Buccancer*—see Vessels
- Buffalofish—see Bigmouth buffalofish
- Bureau of Commercial Fisheries  
 Beaufort, N.C. Biological Laboratory  
 report for fiscal year ending June 30, 1964, C 215  
 Beaufort, N.C. Radiobiological Laboratory  
 report for fiscal year ending June 30, 1963, C 204  
 report for fiscal year ending June 30, 1964, C 217  
 Branches of Economics and Technology and the  
 Branch of Reports, Seattle  
 author index of publications and addresses—1964,  
 Fir v. 3 no. 1, p. 9  
 fish go in schools, C 222  
 Galveston, Texas Biological Laboratory  
 fishery research for the year ending June 30, 1964,  
 C 230  
 Gloucester, Massachusetts Technological Laboratory  
 annual report for fiscal year ending June 30, 1963,  
 C 231  
 graduate educational grants in aquatic sciences,  
 academic year 1966-67, FL 587  
 Honolulu, Hawaii Biological Laboratory progress in  
 1962-63, C 206  
 Seattle, Washington  
 Pacific northwest regional facilities and research,  
 C 207
- California  
 costs and earnings of tropical tuna vessels, FIR v. 3  
 no. 1, p. 29  
 La Jolla, C 232
- Callorhinus ursinus*—see Fur seal
- Cape Fear River, North Carolina, C 215
- Castnets  
 constructed of machine-made netting  
 English net, FL 579
- gore net, FL 579  
 skirt net, FL 579  
 Spanish net, FL 579  
 styles, FL 579
- Chesapeake Bay, Maryland  
 tagging and sampling of striped bass, 1964, C 215
- Chile  
 fisheries of  
 catch of fish and shellfish, C 234  
 development programs, C 234  
 fishing craft, C 234  
 important commercial species, C 234  
 international trade, C 234  
 oceanographic features, C 234  
 preservation and processing, C 234  
 resources available, C 234  
 whaling, C 234
- Chimaeras  
 abundance, C 228  
 anatomical features, C 228  
 food and feeding habits, C 228  
 numbers and general distribution, C 228  
 relation to man, C 228  
 size, C 228
- John N. Cobb*—see Vessels
- Cod—see Pacific cod
- Columbia River  
 Fisheries Program Office, C 207
- Crab—see Blue crab; King crab
- Crassostrea virginica*—see American oyster
- Townsend Cromwell*—see Vessels
- Cuttlefish  
 importance in Japanese fishery, C 233
- Eastern oyster—see American oyster
- Eucinostomus lefroyi*—see Mottled mojarra
- Fish  
 an improved assay method for improving thiaminase  
 activity, FIR v. 2 no. 4, p. 55  
 guide for buying fresh and frozen, C 214
- Fish blood  
 plasma proteins contained in, C 204
- Fish passage  
 research in Pacific northwest, C 207

- Fishery cooperatives  
 U.S., 1964-65  
 Great Lakes and Inland areas, FL 588  
 Middle Atlantic coast, FL 588  
 North Atlantic coast, FL 588  
 Pacific coast, FL 588  
 South Atlantic coasts, FL 588
- Fishery-Oceanography Center  
 La Jolla, California  
 California Current Resources Laboratory, C 232  
 Inter-American Tropical Tuna Commission, C 232  
 Marine Research Committee, C 232  
 Scripps Tuna Oceanography research, C 232  
 Tuna Resources Laboratory, C 232
- Fishery products  
 inspection  
 fees, C 218  
 how to get service, C 218  
 standards, C 218  
 types of inspection, C 218  
 voluntary service, C 218
- Florida  
 St. Johns River, C 215  
 St. Petersburg Beach, S 521
- Fur seal  
 1964 investigations  
 anomalies, S 522  
 behavior notes, S 522  
 distribution by age and sex, S 522  
 distribution by date and locality, S 522  
 food, S 522  
 injured, sick, and diseased collected at sea, S 522  
 pairing at sea, S 522  
 size and reproductive condition, S 522  
 skinning aboard research vessel, S 522  
 tag recoveries, S 522
- Galveston, Texas, C 230
- Gear  
 research and management in Pacific northwest, C 207
- Charles H. Gilbert*—see Vessels
- Gloucester, Massachusetts, C 231
- Great Lakes—see Haul seining
- Great Lakes  
 amino acid composition of alewife, FIR v. 3 no. 1, p. 47
- Gulf menhaden  
 biology and environmental studies, C 215
- Gymnodinium breve*—see Red tide
- Haddock  
 age determination, FL 578  
 commercial fishery, FL 578
- growth, FL 578  
 habits, FL 578  
 research, FL 578  
 utilization, FL 578
- Hadley Falls Dam, Massachusetts, C 215
- Harmony*—see Vessels
- Haul seining  
 Great Lakes  
 care and treatment of seines, FL 577  
 construction of seines, FL 577  
 fishing grounds and procedures, FL 577  
 materials, FL 577  
 seining equipment, FL 577
- Hawaii  
 Honolulu, C 206
- Herring—see *Iwashi*
- Honolulu, Hawaii, C 206
- Ictiobus cyprinellus*—see Bigmouth buffalofish
- Iwashi*  
 importance in Japanese fishery, C 233
- Japan  
 fishery study  
 areas in which species are caught, C 233  
 fishermen's organizations, C 233  
 Government support to the fishery, C 233  
 international fishery agreements, C 233  
 international trade, C 233  
 principal types of fish and other aquatic products  
 landed, C 233  
 size and composition of the fishing fleet, C 233  
 structure of the industry, C 233
- David Starr Jordan*—see Vessels
- Kaho*—see Vessels
- King crab  
 frozen meat  
 effect of processing conditions on fluids freed upon  
 thawing, FIR v. 2 no. 4, p. 45  
 importance in the Japanese fishery, C 233
- La Jolla, California, C 232
- Lake Michigan  
 amino acid composition of alewife, FIR v. 3 no. 1, p. 47
- Lamprey—see Sea lamprey
- Lutjanus aya*—see Red snapper
- Mackerels  
 importance in the Japanese fishery, C 233

- Marine mammals  
 research and management in Pacific northwest, C 207
- Maryland  
 Chesapeake Bay, C 215
- Massachusetts  
 Gloucester, C 231  
 Hadley Falls Dam, C 215
- Melanogrammus aeglefinus*—see Haddock
- Menhaden—see Atlantic menhaden; Gulf menhaden
- Menidia menidia*—see Atlantic silverside
- Mojarra—see Mottled mojarra
- Mollusks  
 accumulation and retention of radionuclides and the effects of external radiation, C 204
- Mottled mojarra  
 effect of X-radiation on the post-larval stages, C 204
- Mugil cephalus*—see Striped mullet
- Mullet—see Striped mullet
- North Carolina  
 Albemarle Sound, C 215  
 Beaufort, C 204, C 215, C 217  
 Cape Fear River, C 215  
 Oak River, C 215
- Northeastern Pacific Ocean  
 field identification of rockfish, C 203
- Norway  
 fisheries of  
 fishermen, C 235  
 fishermen's organization, C 235  
 fishing craft, C 235  
 international trade, C 235  
 marine, C 235  
 marketing, C 235  
 preservation and processing, C 235  
 sealing, C 235  
 support to the fisheries, C 235  
 whaling, C 235
- Oak River, North Carolina, C 215
- Oceanographic observations  
 east coast of U.S., 1962  
 Ambrose Channel Lightship, D 9  
 Barnegat Lightship, D 9  
 Boston Lightship, D 9  
 bottom temperature, D 9  
 Buzzards Bay Entrance Light Station, D 9  
 Chesapeake Lightship, D 9  
 Delaware Lightship, D 9  
 Diamond Shoal Lightship, D 9  
 Five Fathom Bank Lightship, D 9  
 Frying Pan Shoals Lightship, D 9  
 Georges Shoal, Texas Tower #2, D 9  
 Kingston, Rhode Island, D 9  
 Mt. Desert Rock Light Station, D 9  
 Nantucket Shoals, Lightship, D 9  
 Nantucket Shoals, Texas Tower #3, D 9  
 Portland Lightship, D 9  
 Savannah Lightship, D 9  
 surface temperature, D 9  
 Woods Hole, Massachusetts, D 9
- Octopus  
 importance in Japanese fishery, C 233
- Oregon—see Vessels
- Oyster—see American oyster
- Pacific cod  
 frozen fillets  
 changes in composition of drip taken from fillets after varying periods of storage at 0° and 20°F, FIR v. 2 no. 4, p. 61  
 composition of free drip and centrifuge drip, FIR v. 2 no. 4, p. 61
- Pacific pomfret  
 occurrence in the northeastern Pacific Ocean, FIR v. 3 no. 1, p. 1
- Paralithodes camtschatica*—see King crab
- Petromyzon marinus*—see Sea lamprey
- Phytoplankton  
 marine  
 abundance and rate of production in the estuaries near Beaufort, N.C., C 204
- Pomfret—see Pacific pomfret
- Rainbow trout  
 influence of temperature on the fatty acid pattern of muscle and organ lipids, FIR v. 3 no. 1, p. 23
- Red snapper  
 Gulf of Mexico  
 fishing grounds, C 208  
 fishing methods and gear, C 208  
 fluctuation of effort on the Campeche Banks, C 208  
 handling and marketing, C 208  
 history, C 208  
 production, C 208  
 production problems, C 208  
 species taken, C 208  
 vessels, C 208

- Red tide  
 Bureau of Commercial Fisheries Symposium  
 approach to the problem, S 521  
 California, S 521  
 comments on etiology, S 521  
 current field studies of BCF, S 521  
 design for further research, S 521  
 Florida State laboratory, S 521  
 in relation to primary production studies, S 521  
 in southern California, S 521  
 laboratory culture studies and their relation to,  
 S 521  
 ocean currents, S 521  
 public health significance, S 521  
 research at Florida State laboratory, S 521  
 role of various factors causing blooms, S 521  
 screening of chemicals for control of, S 521
- Redfish*—see Vessels
- Rockfish  
 field identification in the northeastern Pacific, C 203
- Royal Pacific*—see Vessels
- St. Johns River, Florida, C 215
- St. Petersburg Beach, Florida, S 521
- Salmo gairdneri*—see Rainbow trout
- Salmon  
 importance in the Japanese fishery, C 233  
 southeastern Alaska  
 stream catalog for Regulatory Districts  
 Nos. 5, 6, 7, and 8, S 523  
 stream catalog for Regulatory District  
 No. 9, S 524
- Sardine—see *Iwashi*
- Saury  
 importance in the Japanese fishery, C 233
- Sea lamprey  
 control of, FL 580  
 cooperative research to control, FL 580  
 effect of attacks on lake trout fishery, FL 580  
 natural history, FL 580  
 restoring lake trout, FL 580  
 value of, FL 580
- Sea surface temperatures  
 southeastern Alaska, 1959-63  
 Auke Bay, D 8  
 Cape Decision Light Station, D 8  
 Eldred Rock Light Station, D 8  
 Five Finger Light Station, D 8  
 Guard Island, D 8  
 Juneau Harbor, D 8  
 Lincoln Rock Light Station, D 8  
 Point Retreat Light Station, D 8  
 Tree Point, D 8
- Seattle, Washington, C 207
- Seals—see Fur seal
- Sebastes* sp.—see Rockfish
- Shad—see American shad
- Sharks  
 abundance, C 228  
 anatomical features, C 228  
 food and feeding habits, C 228  
 numbers and general distribution, C 228  
 relation to man, C 228  
 sensory perception, C 228  
 size, C 228
- Shellfish  
 guide for buying fresh and frozen, C 214
- Shrimp  
 importance in the Japanese fishery, C 233
- Silver Bay*—see Vessels
- Silver Chalice*—see Vessels
- Silverside—see Atlantic silverside
- Skates and rays  
 abundance, C 228  
 anatomical features, C 228  
 food and feeding habits, C 228  
 numbers and general distribution, C 228  
 relation to man, C 228  
 size, C 228
- Snapper—see Red snapper
- Spearfishes  
 importance in the Japanese fishery, C 233
- Squid  
 importance in the Japanese fishery, C 233
- Star Queen*—see Vessels
- Stream catalog  
 southeastern Alaska  
 Regulatory Districts Nos. 5, 6, 7, and 8, S 523  
 Regulatory District No. 9, S 524
- Striped bass  
 tagging and sampling  
 Albemarle Sound, North Carolina, 1964, C 215  
 Chesapeake Bay, Maryland, 1964, C 215



## INDEX BY MARSDEN SQUARES

(See Figure 1)

Striped mullet		
effects of X-radiation on juveniles, C 204		
<i>Ten Kids</i> —see Vessels	017	122
	C 206	C 232
Texas	018	130
Galveston, C 230	C 206	C 233
	019	131
	C 206	C 233
Thiaminase activity	027	132
improved assay method in fish, FIR v. 2 no. 4, p. 55	C 206	C 233
	029	151
	C 206	D 9
Trout—see Rainbow trout	046	152
	C 208	C 231
Tuna—see Albacore	052	D 9
	C 206	FIR v.3 no. 1, p. 47
	053	FL 577
	C 206	153
Tuna	063	FIR v.3 no. 1, p. 47
importance in Japanese fishery, C 233	C 206	FL 577
Tuna vessels	065	154
tropical	C 206	FIR v.3 no. 1, p. 47
costs and earnings based in California,	081	FL 577
FIR v. 3 no. 1, p. 29	C 208	156
	C 230	C 207
	S 521	157
Vessels	082	C 207
<i>Albatross</i> , C 208	C 208	C 232
<i>Albatross IV</i> , FL 578	C 230	S 522
<i>Arlington</i> , FL 578	083	158
<i>Black Douglas</i> , C 232	C 232	C 232
<i>Anton Bruun</i> , C 206	084	166
<i>Bucaneer</i> , C 208	C 232	C 233
<i>John N. Cobb</i> , C 232	085	167
<i>Townsend Cromwell</i> , C 206	C 232	C 233
<i>Charles H. Gilbert</i> , C 206	086	168
<i>Harmony</i> , S 522	C 232	C 233
<i>David Starr Jordan</i> , C 232	088	194
<i>Kaho</i> , FL 587; FIR v. 3 no. 1, p. 47	C 206	D 8
<i>Oregon</i> , C 208, C 228	099	S 523
<i>Redfish</i> , C 230	C 206	S 524
<i>Royal Pacific</i> , S 232	101	215
<i>Silver Bay</i> , C 208	C 206	C 235
<i>Silver Chalice</i> , C 208	102	216
<i>Star Queen</i> , C 208	C 206	C 235
<i>Ten Kids</i> , C 208	103	251
tropical tuna	C 206	C 235
costs and earnings based in California,	116	252
FIR v. 3 no. 1, p. 29	C 204	C 235
<i>West Point</i> , C 232	C 215	285
	C 217	C 235
	D 9	286
	117	C 235
Washington	C 208	287
Seattle, C 207	C 230	C 235
	D 9	316
<i>West Point</i> —see Vessels	120	C 206
	C 232	318
	121	C 206
Whaling	C 232	319
importance in Japanese fishery, C 233	S 522	C 206

328  
C 206  
329  
C 206  
343  
C 234  
352  
C 206  
353  
C 206

354  
C 206  
355  
C 206  
364  
C 206  
365  
C 206  
366  
C 206

379  
C 234  
390  
C 206  
391  
C 206  
400  
C 206  
401  
C 206

402  
C 206  
415  
C 234  
436  
C 206  
451  
C 234  
487  
C 234



5 WHSE 00507

349. Use of abstracts and summaries as communication devices in technical articles. By F. Bruce Sanford. February 1971, iii + 11 pp., 1 fig.
350. Research in fiscal year 1969 at the Bureau of Commercial Fisheries Biological Laboratory, Beaufort, N.C. By the Laboratory staff. November 1970, ii + 49 pp., 21 figs., 17 tables.
351. Bureau of Commercial Fisheries Exploratory Fishing and Gear Research Base, Pascagoula, Mississippi, July 1, 1967 to June 30, 1969. By Harvey R. Bullis, Jr., and John R. Thompson. November 1970, iv + 29 pp., 29 figs., 1 table.
352. Upstream passage of anadromous fish through navigation locks and use of the stream for spawning and nursery habitat, Cape Fear River, N.C., 1962-66. By Paul R. Nichols and Darrell E. Louder. October 1970, iv + 12 pp., 9 figs., 4 tables.
356. Floating laboratory for study of aquatic organisms and their environment. By George R. Snyder, Theodore H. Blahm, and Robert J. McConnell. May 1971, iii + 16 pp., 11 figs.
361. Regional and other related aspects of shellfish consumption — some preliminary findings from the 1969 Consumer Panel Survey. By Morton M. Miller and Darrel A. Nash. June 1971, iv + 18 pp., 19 figs., 3 tables, 10 apps.

UNITED STATES

DEPARTMENT OF COMMERCE

NATIONAL OCEANIC AND ATMOSPHERIC ADMINISTRATION  
NATIONAL MARINE FISHERIES SERVICE  
SCIENTIFIC PUBLICATIONS STAFF

ROOM 450  
1107 N E 45TH ST  
SEATTLE WA 98105  
OFFICIAL BUSINESS

FOURTH CLASS

POSTAGE AND FEES PAID  
U S DEPARTMENT OF COMMERCE  
COM-210



Marine Biological Laboratory S  
Library - Periodicals  
Woods Hole, Ma 02543