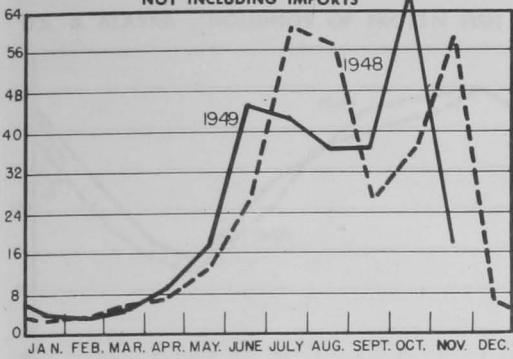


LANDINGS AND RECEIPTS

In Millions of Pounds

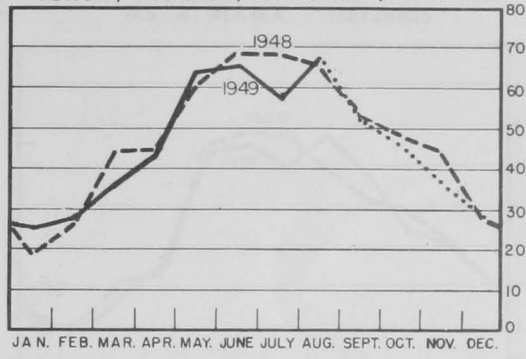
MAINE - LANDINGS

NOT INCLUDING IMPORTS



MASSACHUSETTS - LANDINGS

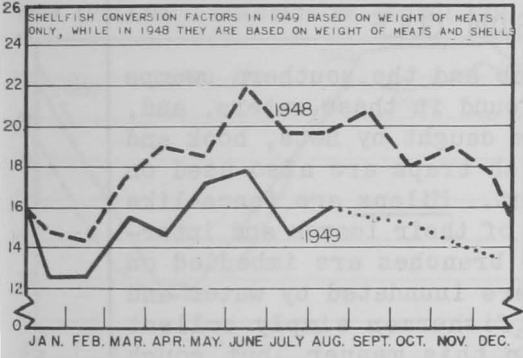
BOSTON, GLOUCESTER, NEW BEDFORD, & CAPE COD



NEW YORK CITY-RECEIPTS OF FRESH & FROZEN FISH

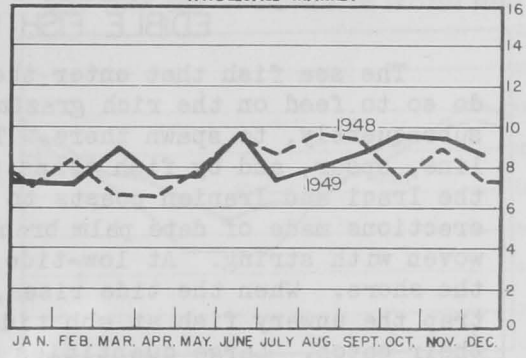
SALT-WATER MARKET

SHELLFISH CONVERSION FACTORS IN 1949 BASED ON WEIGHT OF MEATS ONLY, WHILE IN 1948 THEY ARE BASED ON WEIGHT OF MEATS AND SHELLS



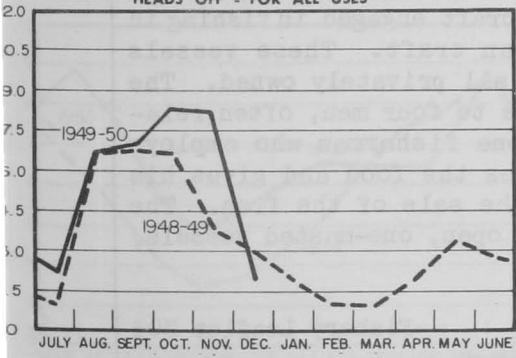
CHICAGO - RECEIPTS OF FRESH & FROZEN FISH

WHOLESALE MARKET



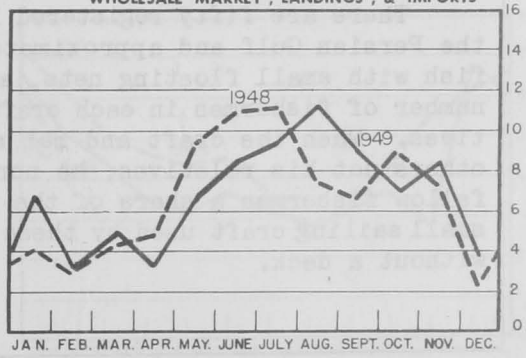
GULF - SHRIMP LANDINGS

HEADS OFF - FOR ALL USES



SEATTLE - RECEIPTS OF FRESH & FROZEN FISH

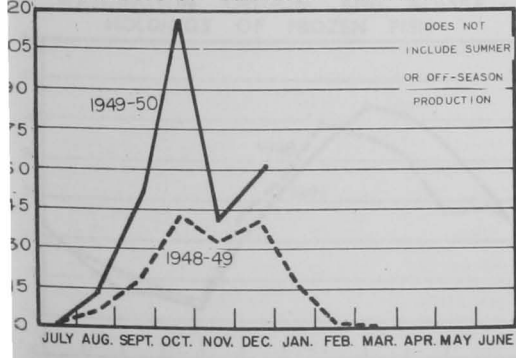
WHOLESALE MARKET, LANDINGS, & IMPORTS



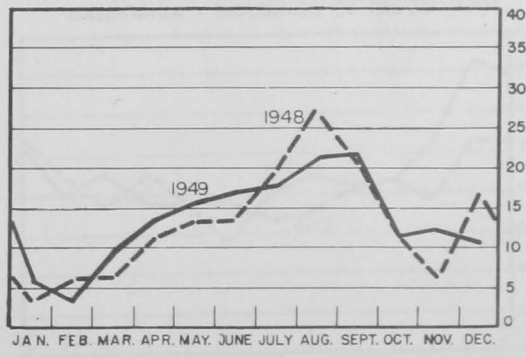
CALIFORNIA - PILCHARD LANDINGS

In Thousands of Tons

DOES NOT INCLUDE SUMMER OR OFF-SEASON PRODUCTION

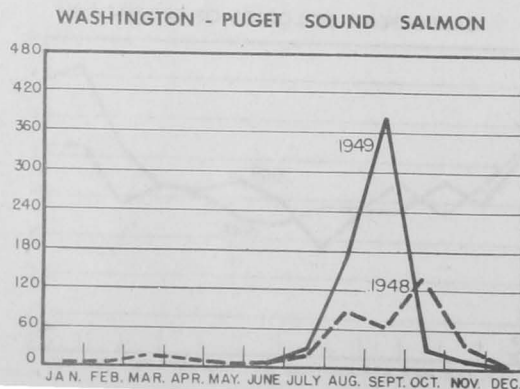
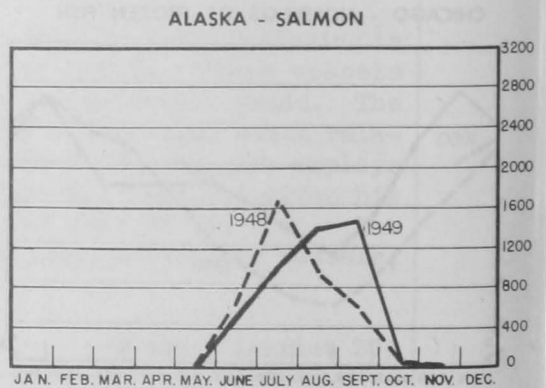
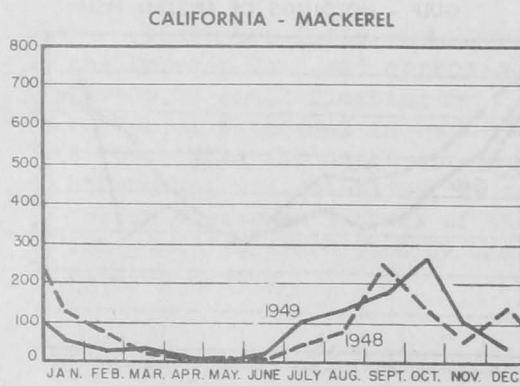
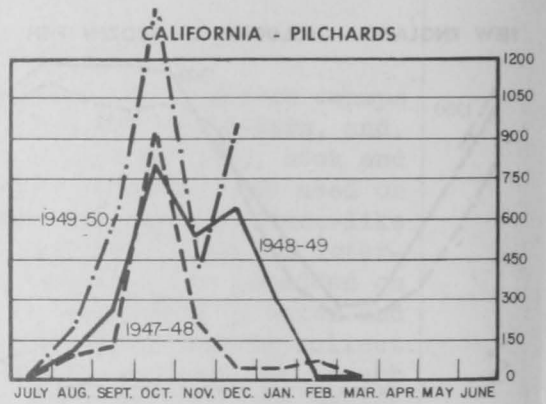
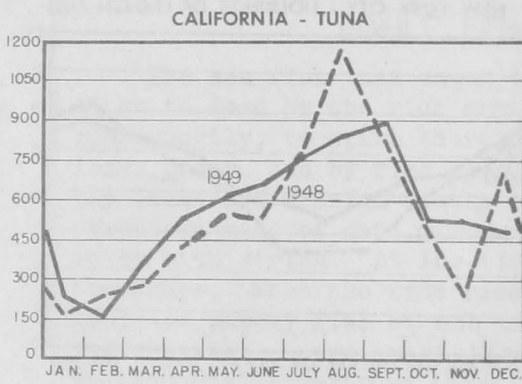
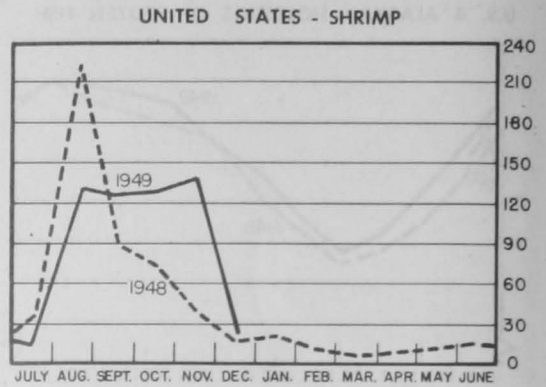
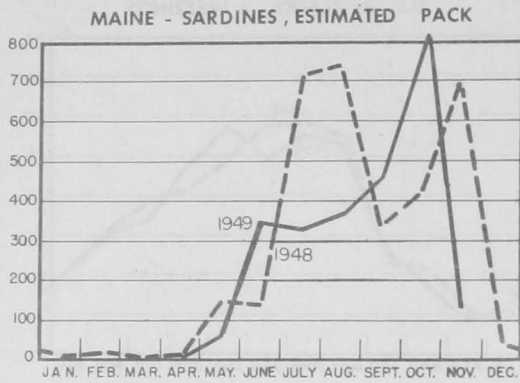


CALIFORNIA - TUNA AND TUNA-LIKE FISH



CANNED FISHERY PRODUCTS

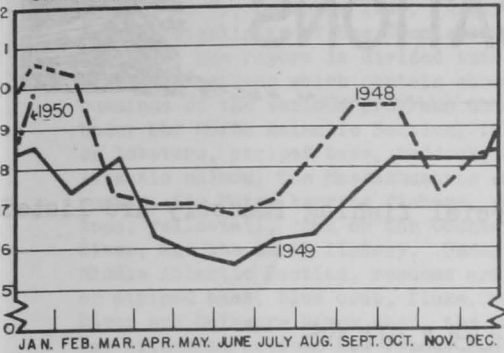
In Thousands of Standard Cases



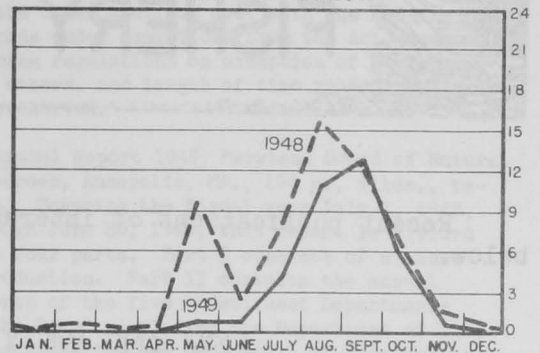
STANDARD CASES			
Variety	No. Cans	Can Designation	Net. Wgt.
SARDINES	100	1/4 drawn	3 1/4 oz.
SHRIMP	48	—	5 oz.
TUNA	48	No. 1/2 tuna	7 oz.
PILCHARDS	48	No. 1 oval	15 oz.
MACKEREL	48	No. 300	15 oz.
SALMON	48	1-pound tall	16 oz.

PRICES, IMPORTS and BY-PRODUCTS

BOSTON - WEIGHTED AVERAGE PRICE ON NEW ENGLAND FISH EXCHANGE IN ¢ PER POUND

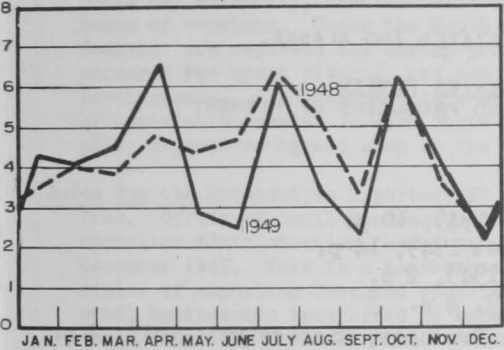


MAINE - IMPORTS OF FRESH SEA HERRING IN MILLIONS OF POUNDS

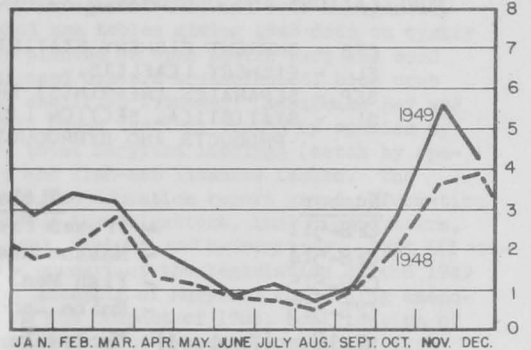


In Millions of Pounds

U.S. - IMPORTS OF FRESH & FROZEN FILLETS OF GROUND FISH, INCLUDING ROSEFISH-

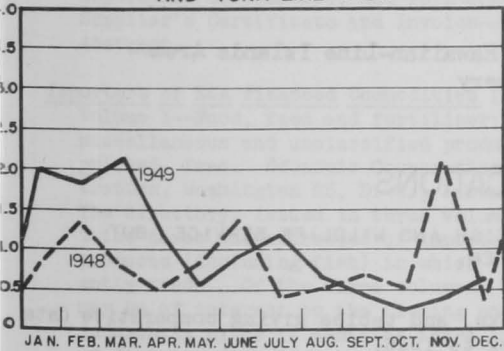


U.S. - IMPORTS OF FRESH AND FROZEN SHRIMP FROM MEXICO

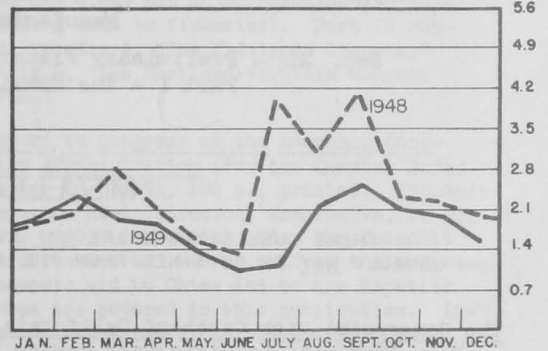


IN MILLIONS OF POUNDS

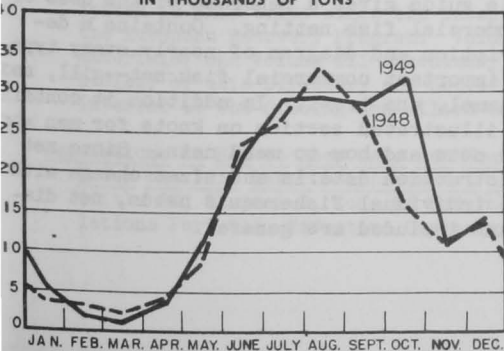
U.S. - IMPORTS OF CANNED TUNA AND TUNA-LIKE FISH



U.S. - IMPORTS OF CANNED SARDINES (Include in oil and not in oil)



U.S. & ALASKA - PRODUCTION OF FISH MEAL IN THOUSANDS OF TONS



U.S. & ALASKA - PRODUCTION OF FISH OIL IN MILLIONS OF GALLONS

